



Calls For Service (CFS) Billing Summary Report

Elliot Lake May - 2023

Billing Categories (Billing categories below do not match traditional crime groupings)		2023				2022			
		May	Year to Date	Time Standard	Year To Date Weighted Hours	May	Year to Date	Time Standard	Year To Date Weighted Hours
Violent Criminal Code	Sexual Assault	5	14	15.8	221.2	1	6	15.8	94.8
	Sexual Interference	0	0		0.0	1	3	15.8	47.4
	Invitation to Sexual Touching	0	0		0.0	0	2	15.8	31.6
	Corrupting morals of a child	0	0		0.0	0	1	15.8	15.8
	Non-Consensual Distribution of Intimate Images	0	1	15.8	15.8	0	0		0.0
	Assault With Weapon or Causing Bodily Harm-Level 2	5	17	15.8	268.6	3	12	15.8	189.6
	Assault-Level 1	4	18	15.8	284.4	5	35	15.8	553.0
	Pointing a Firearm	1	1	15.8	15.8	0	0		0.0
	Assault Peace Officer	0	1	15.8	15.8	0	1	15.8	15.8
	Criminal Negligence: Bodily Harm	0	1	15.8	15.8	0	0		0.0
	Other Assaults / Admin Noxious thing	0	1	15.8	15.8	0	0		0.0
	Kidnapping	0	1	15.8	15.8	0	0		0.0
	Forcible confinement	0	1	15.8	15.8	0	0		0.0
	Abduction Under 14	1	1	15.8	15.8	0	0		0.0
	Robbery, With Threat of Violence	1	1	15.8	15.8	0	1	15.8	15.8
	Robbery - Other	0	0		0.0	0	1	15.8	15.8
	Extortion	0	0		0.0	1	2	15.8	31.6
	Criminal Harassment	3	19	15.8	300.2	3	17	15.8	268.6
	Criminal Harassment - Offender Unknown	0	1	15.8	15.8	0	1	15.8	15.8
	Indecent/Harassing Communications	1	8	15.8	126.4	1	2	15.8	31.6
	Utter Threats -Master code	0	1	15.8	15.8	1	3	15.8	47.4
	Utter Threats to Person	0	15	15.8	237.0	3	17	15.8	268.6
	Utter Threats to Person - Police Officer	0	1	15.8	15.8	0	0		0.0
	Total	21	103	15.8	1,627.4	19	104	15.8	1,643.2
Property Crime Violations	Arson - Building	0	0		0.0	0	1	6.4	6.4
	Break & Enter	7	20	6.4	128.0	6	13	6.4	83.2
	Unlawful in a dwelling house	0	0		0.0	0	1	6.4	6.4
	Theft Over -master code	0	0		0.0	2	2	6.4	12.8
	Theft Over - Trailers	1	1	6.4	6.4	0	0		0.0
	Theft Over - Other Theft	0	1	6.4	6.4	0	0		0.0
	Theft of - Mail	0	0		0.0	0	2	6.4	12.8
	Theft of Motor Vehicle	2	3	6.4	19.2	0	0		0.0
	Theft of - Automobile	0	1	6.4	6.4	1	1	6.4	6.4
	Theft of - Snow Vehicles	0	0		0.0	0	2	6.4	12.8



Calls For Service (CFS) Billing Summary Report

Elliot Lake May - 2023

Billing Categories <i>(Billing categories below do not match traditional crime groupings)</i>		2023				2022			
		May	Year to Date	Time Standard	Year To Date Weighted Hours	May	Year to Date	Time Standard	Year To Date Weighted Hours
Property Crime Violations	Theft Under -master code	1	7	6.4	44.8	0	3	6.4	19.2
	Theft under - Bicycles	0	0		0.0	0	3	6.4	19.2
	Theft under - Building	0	0		0.0	0	1	6.4	6.4
	Theft under - Persons	0	1	6.4	6.4	0	0		0.0
	Theft under - Trailers	0	1	6.4	6.4	0	0		0.0
	Theft under - Other Theft	4	12	6.4	76.8	7	20	6.4	128.0
	Theft Under - Gasoline Drive-off	0	0		0.0	0	2	6.4	12.8
	Theft FROM Motor Vehicle Under \$5,000	1	1	6.4	6.4	2	4	6.4	25.6
	Theft Under \$5,000 [SHOPLIFTING]	2	7	6.4	44.8	1	4	6.4	25.6
	Possession of Stolen Goods over \$5,000	1	1	6.4	6.4	0	0		0.0
	Fraud -Master code	3	9	6.4	57.6	1	9	6.4	57.6
	Fraud - Steal/Forge/Poss./Use Credit Card	0	3	6.4	19.2	3	4	6.4	25.6
	Fraud - False Pretence <= \$5,000	1	1	6.4	6.4	0	1	6.4	6.4
	Fraud - Forgery & Uttering	0	1	6.4	6.4	0	0		0.0
	Fraud - Fraud through mails	0	2	6.4	12.8	1	1	6.4	6.4
	Fraud -Money/property/ security > \$5,000	0	4	6.4	25.6	3	4	6.4	25.6
	Fraud -Money/property/ security <= \$5,000	4	16	6.4	102.4	1	8	6.4	51.2
	Fraud - Welfare benefits	0	0		0.0	1	1	6.4	6.4
	Fraud - Other	1	8	6.4	51.2	5	11	6.4	70.4
	Personation with Intent (fraud)	0	2	6.4	12.8	0	0		0.0
	Identity Theft	0	1	6.4	6.4	0	0		0.0
	Mischief - master code	19	37	6.4	236.8	6	23	6.4	147.2
	Mischief with Data	0	0		0.0	1	1	6.4	6.4
	Interfere with lawful use, enjoyment of property	0	1	6.4	6.4	2	5	6.4	32.0
	Property Damage	0	1	6.4	6.4	0	1	6.4	6.4
	Total	47	142	6.4	908.8	43	128	6.4	819.2
Other Criminal Code Violations (Excluding traffic)	Prostitution - Communicate public place/view	0	0		0.0	0	1	7.5	7.5
	Offensive Weapons-Explosives	0	0		0.0	1	1	7.5	7.5
	Offensive Weapons-Possession of Weapons	0	2	7.5	15.0	0	2	7.5	15.0
	Offensive Weapons-Prohibited	1	1	7.5	7.5	0	0		0.0



Calls For Service (CFS) Billing Summary Report

Elliot Lake May - 2023

Billing Categories (Billing categories below do not match traditional crime groupings)		2023				2022			
		May	Year to Date	Time Standard	Year To Date Weighted Hours	May	Year to Date	Time Standard	Year To Date Weighted Hours
Other Criminal Code Violations (Excluding traffic)	Bail Violations - Fail To Comply	10	30	7.5	225.0	7	26	7.5	195.0
	Bail Violations - Recognizance	1	1	7.5	7.5	0	0		0.0
	Disturb the Peace	1	6	7.5	45.0	1	5	7.5	37.5
	Indecent acts -Master code	0	1	7.5	7.5	0	0		0.0
	Indecent acts -Other	0	0		0.0	0	2	7.5	15.0
	Indecent acts -exposure to person under 14	1	1	7.5	7.5	0	0		0.0
	Child Pornography -Possess child pornography	0	3	7.5	22.5	0	1	7.5	7.5
	Child Pornography -Other	0	1	7.5	7.5	0	1	7.5	7.5
	Public Morals	0	1	7.5	7.5	0	0		0.0
	Obstruct Public Peace Officer	0	0		0.0	0	1	7.5	7.5
	Trespass at Night	1	1	7.5	7.5	3	5	7.5	37.5
	Breach of Probation	1	6	7.5	45.0	2	7	7.5	52.5
	Disobey court order/Misconduct executing process	0	1	7.5	7.5	0	0		0.0
	Perjury	0	0		0.0	0	1	7.5	7.5
	Public mischief - mislead peace officer	0	0		0.0	0	1	7.5	7.5
	Utter Threats to injure animal	0	0		0.0	0	1	7.5	7.5
	False Fire Alarm (C.C. Charge)	0	0		0.0	0	1	7.5	7.5
	Attempts, Conspiracies, Accessories	0	2	7.5	15.0	0	0		0.0
	Other Criminal Code * Sec.462 - Sec.753	1	1	7.5	7.5	0	0		0.0
	Total	17	58	7.5	435.0	14	56	7.5	420.0
Drug Possession	Possession Heroin	1	1	7.1	7.1	0	0		0.0
	Possession Cocaine	0	1	7.1	7.1	0	0		0.0
	Possession Other Controlled Drugs and Substance Act	0	1	7.1	7.1	0	1	7.1	7.1
	Possession - Methamphetamine (Crystal Meth)	0	0		0.0	0	1	7.1	7.1
	Drug related occurrence	2	15	7.1	106.5	2	12	7.1	85.2
	Total	3	18	7.1	127.8	2	14	7.1	99.4
Drugs	Trafficking Cocaine	0	1	68.0	68.0	0	0		0.0
	Trafficking Other Controlled Drugs and Substance Act	0	1	68.0	68.0	0	0		0.0



Calls For Service (CFS) Billing Summary Report

Elliot Lake May - 2023

Billing Categories (Billing categories below do not match traditional crime groupings)		2023				2022			
		May	Year to Date	Time Standard	Year To Date Weighted Hours	May	Year to Date	Time Standard	Year To Date Weighted Hours
Drugs	Trafficking - Methamphetamine (Crystal Meth)	0	0		0.0	0	1	68.0	68.0
	Trafficking - Opioid (other than heroin)	0	2	68.0	136.0	0	0		0.0
	Total	0	4	68.0	272.0	0	1	68.0	68.0
Statutes & Acts	Landlord/Tenant	5	20	3.4	68.0	6	27	3.4	91.8
	Mental Health Act	4	36	3.4	122.4	8	31	3.4	105.4
	Mental Health Act - No contact with Police	2	5	3.4	17.0	1	2	3.4	6.8
	Mental Health Act - Attempt Suicide	1	5	3.4	17.0	1	7	3.4	23.8
	Mental Health Act - Threat of Suicide	3	10	3.4	34.0	1	11	3.4	37.4
	Mental Health Act - Voluntary Transport	0	3	3.4	10.2	0	6	3.4	20.4
	Mental Health Act - Placed on Form	1	6	3.4	20.4	0	5	3.4	17.0
	Mental Health Act - Apprehension	3	12	3.4	40.8	1	5	3.4	17.0
	Custody Dispute	0	1	3.4	3.4	0	0		0.0
	Trespass To Property Act	4	17	3.4	57.8	6	17	3.4	57.8
	Total	23	115	3.4	391.0	24	111	3.4	377.4
Operational	Animal - Master code	1	2	3.8	7.6	0	1	3.8	3.8
	Animal - Bear Complaint	4	4	3.8	15.2	2	2	3.8	7.6
	Animal - Left in Vehicle	1	1	3.8	3.8	0	0		0.0
	Animal Bite	0	0		0.0	1	3	3.8	11.4
	Animal Stray	3	8	3.8	30.4	3	5	3.8	19.0
	Animal Injured	1	4	3.8	15.2	0	0		0.0
	Animal - Other	0	1	3.8	3.8	1	4	3.8	15.2
	Animal - Dog Owners Liability Act	0	1	3.8	3.8	1	1	3.8	3.8
	Domestic Disturbance	8	76	3.8	288.8	26	110	3.8	418.0
	Suspicious Person	22	87	3.8	330.6	10	53	3.8	201.4
	Phone - Nuisance - No Charges Laid	0	5	3.8	19.0	0	1	3.8	3.8
	Phone - Threatening - No Charges Laid	0	0		0.0	0	1	3.8	3.8
	Phone - Other - No Charges Laid	0	1	3.8	3.8	1	1	3.8	3.8
	False Fire Alarm - Building	0	0		0.0	0	1	3.8	3.8
	Fire - Building	2	2	3.8	7.6	1	1	3.8	3.8
	Fire - Vehicle	1	2	3.8	7.6	0	0		0.0
	Fire - Other	1	2	3.8	7.6	0	0		0.0



Calls For Service (CFS) Billing Summary Report

Elliot Lake May - 2023

Billing Categories (Billing categories below do not match traditional crime groupings)		2023				2022			
		May	Year to Date	Time Standard	Year To Date Weighted Hours	May	Year to Date	Time Standard	Year To Date Weighted Hours
Operational	Insecure Condition -Master code	0	2	3.8	7.6	0	0		0.0
	Missing Person 12 & older	1	4	3.8	15.2	1	3	3.8	11.4
	Missing Person Located 12 & older	0	4	3.8	15.2	2	10	3.8	38.0
	Noise Complaint -Master code	5	38	3.8	144.4	13	57	3.8	216.6
	Noise Complaint - Residence	0	1	3.8	3.8	0	6	3.8	22.8
	Noise Complaint - Animal	2	10	3.8	38.0	0	10	3.8	38.0
	Noise Complaint - Others	0	0		0.0	0	1	3.8	3.8
	Found Property -Master code	3	12	3.8	45.6	4	14	3.8	53.2
	Found-Household Property	1	1	3.8	3.8	0	3	3.8	11.4
	Found-Bicycles	0	0		0.0	0	1	3.8	3.8
	Found-Others	0	1	3.8	3.8	0	0		0.0
	Lost Property -Master code	3	18	3.8	68.4	2	5	3.8	19.0
	Lost Disabled Parking Permit	1	1	3.8	3.8	1	1	3.8	3.8
	Lost-Personal Accessories	0	3	3.8	11.4	1	5	3.8	19.0
	Lost-Others	0	0		0.0	0	1	3.8	3.8
	Sudden Death -master code	0	1	3.8	3.8	0	0		0.0
	Sudden Death - Accidental	0	0		0.0	0	1	3.8	3.8
	Sudden Death - Suicide	0	0		0.0	1	2	3.8	7.6
	Sudden Death - Natural Causes	3	20	3.8	76.0	3	18	3.8	68.4
	Sudden Death - Others	0	4	3.8	15.2	0	0		0.0
	Sudden Death - Apparent Overdose-Overdose	2	3	3.8	11.4	0	0		0.0
	Suspicious Vehicle	4	14	3.8	53.2	1	13	3.8	49.4
	Trouble with Youth	14	34	3.8	129.2	6	16	3.8	60.8
	Medical Assistance -Other	0	1	3.8	3.8	0	1	3.8	3.8
	Vehicle Recovered - Automobile	0	1	3.8	3.8	0	0		0.0
	Vehicle Recovered - Snow Vehicles	0	0		0.0	0	1	3.8	3.8
	Vehicle Recovered - Other	0	0		0.0	1	1	3.8	3.8
	Unwanted Persons	13	42	3.8	159.6	2	18	3.8	68.4
	Neighbour Dispute	12	67	3.8	254.6	21	60	3.8	228.0
	By-Law -Master code	0	0		0.0	0	1	3.8	3.8
	Noise By-Law	0	1	3.8	3.8	1	3	3.8	11.4
	Dogs By-Law	0	1	3.8	3.8	0	0		0.0
	Keys Left In Vehicle By-Law	0	0		0.0	1	1	3.8	3.8



Calls For Service (CFS) Billing Summary Report

**Elliot Lake
May - 2023**

Billing Categories <i>(Billing categories below do not match traditional crime groupings)</i>		2023				2022			
		May	Year to Date	Time Standard	Year To Date Weighted Hours	May	Year to Date	Time Standard	Year To Date Weighted Hours
Operational	Other Municipal By-Laws	0	1	3.8	3.8	0	0		0.0
	Fireworks By-Law	0	0		0.0	0	1	3.8	3.8
	Overdose/Suspected Overdose - Opioid Related	0	1	3.8	3.8	0	1	3.8	3.8
	Assist Fire Department	2	3	3.8	11.4	0	0		0.0
	Assist Public	26	112	3.8	425.6	20	81	3.8	307.8
	Distressed/Overdue Motorist	0	1	3.8	3.8	0	2	3.8	7.6
	Family Dispute	12	44	3.8	167.2	8	46	3.8	174.8
	Protest - Demonstration	0	0		0.0	0	1	3.8	3.8
	Total	148	642	3.8	2,439.6	135	569	3.8	2,162.2
Operational2	False Holdup Alarm-Accidental Trip	5	17	1.4	23.8	6	16	1.4	22.4
	False Alarm -Others	13	46	1.4	64.4	15	73	1.4	102.2
	False Alarm -Cancelled	0	1	1.4	1.4	0	1	1.4	1.4
	Keep the Peace	13	48	1.4	67.2	6	33	1.4	46.2
	911 call / 911 hang up	3	8	1.4	11.2	6	13	1.4	18.2
	911 call - Dropped Cell	4	24	1.4	33.6	4	24	1.4	33.6
	Total	38	144	1.4	201.6	37	160	1.4	224.0
Traffic	MVC (MOTOR VEHICLE COLLISION) -Master code	0	1	3.7	3.7	0	0		0.0
	MVC - Personal Injury (MOTOR VEHICLE COLLISION)	0	1	3.7	3.7	1	4	3.7	14.8
	MVC - Prop. Dam. Non Reportable	0	13	3.7	48.1	0	14	3.7	51.8
	MVC - Prop. Dam. Reportable (MOTOR VEHICLE COLLISION)	4	26	3.7	96.2	5	32	3.7	118.4
	MVC - Prop. Dam. Failed to Remain (MOTOR VEHICLE COLLISION)	1	4	3.7	14.8	0	3	3.7	11.1
	MVC - Fatal (MOTOR VEHICLE COLLISION)	0	0		0.0	0	1	3.7	3.7
	MVC - Others (MOTOR VEHICLE COLLISION)	0	1	3.7	3.7	0	1	3.7	3.7
	Total	5	46	3.7	170.2	6	55	3.7	203.5
Total		302	1,272		6,573.4	280	1,198		6,016.9

Note to Detachment Commanders:

- The content of each report is to be shared by the Detachment Commander only with the municipality for which it was generated. The municipality may treat this as a public document and distribute it as they wish.
- All data is sourced from the Niche RMS application. Included are 'reported' occurrences (actuals and unfounded occurrences) for 'billable' occurrences ONLY. Data is refreshed on a weekly basis.
- The Traffic category includes motor vehicle collision (MVC) occurrences entered into Niche (UCR code 8521). MVCs are NOT sourced from the eCRS application for this report.
- Only the primary violation is counted within an occurrence.

Report Content Last Updated:
2023/06/10

Report generated by:
Bowles, Natalie

Report generated on:
15-Jun-23 10:14:02 AM
Page 6 of 7



Calls For Service (CFS) Billing Summary Report

Elliot Lake
May - 2023

- Time standards displayed are for the 2023 billing period.

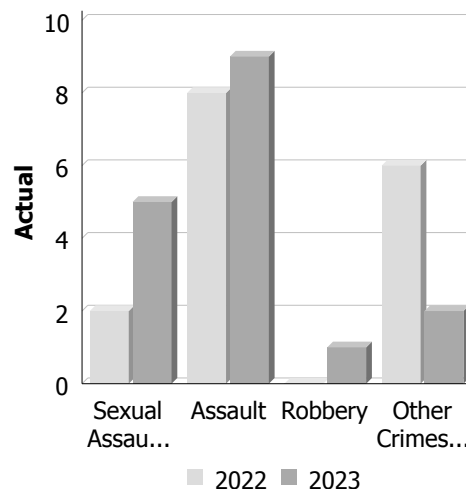
Note to Municipalities:

- Data contained within this report is dynamic in nature and numbers will change over time as the Ontario Provincial Police continues to investigate and solve crime.
- This report is NOT to be used for crime trend analysis as not all occurrences are included.
- Data groupings within this report do not match traditional crime groupings seen in other public reports such as the OPP Police Services Board reports or Statistics Canada reporting.

Police Services Board Report for Elliot Lake
Records Management System
May - 2023

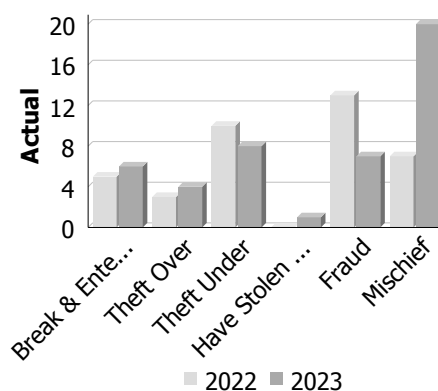
Violent Crime

Actual	May			Year to Date - May		
	2022	2023	% Change	2022	2023	% Change
Murder	0	0	--	0	0	--
Other Offences Causing Death	0	0	--	0	0	--
Attempted Murder	0	0	--	0	0	--
Sexual Assault	2	5	150.0%	12	14	16.7%
Assault	8	9	12.5%	48	36	-25.0%
Abduction	0	0	--	0	1	--
Robbery	0	1	--	2	1	-50.0%
Other Crimes Against a Person	6	2	-66.7%	31	34	9.7%
Total	16	17	6.2%	93	86	-7.5%



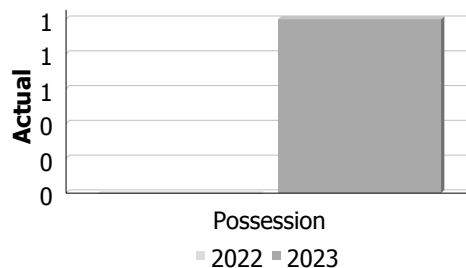
Property Crime

Actual	May			Year to Date - May		
	2022	2023	% Change	2022	2023	% Change
Arson	0	0	--	1	0	-100.0%
Break & Enter	5	6	20.0%	11	18	63.6%
Theft Over	3	4	33.3%	7	7	0.0%
Theft Under	10	8	-20.0%	37	27	-27.0%
Have Stolen Goods	0	1	--	0	1	--
Fraud	13	7	-46.2%	35	40	14.3%
Mischief	7	20	185.7%	26	37	42.3%
Total	38	46	21.1%	117	130	11.1%



Drug Crime

Actual	May			Year to Date - May		
	2022	2023	% Change	2022	2023	% Change
Possession	0	1	--	2	3	50.0%
Trafficking	0	0	--	1	2	100.0%
Importation and Production	0	0	--	0	0	--
Total	0	1	--	3	5	66.7%



Clearance Rate

Detachment: 4B - EAST ALGOMA (Blind River)
Location code(s): 4B20 - EAST ALGOMA (Elliot Lake)
Area code(s): 4005 - Elliot Lake

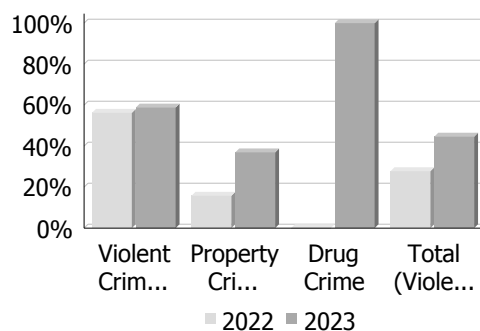
Data source date:
2023/06/10

Report Generated by:
Bowles, Natalie

Report Generated on:
15-Jun-23 9:41:00 AM
PP-CSC-Operational Planning-4300

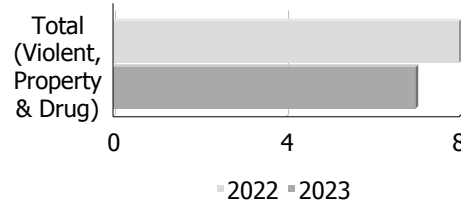
Police Services Board Report for Elliot Lake
Records Management System
May - 2023

Clearance Rate	May			Year to Date - May		
	2022	2023	Difference	2022	2023	Difference
Violent Crime	56.2%	58.8%	2.6%	69.9%	65.1%	-4.8%
Property Crime	15.8%	37.0%	21.2%	24.8%	27.7%	2.9%
Drug Crime	--	100.0%	--	66.7%	80.0%	13.3%
Total (Violent, Property & Drug)	27.8%	44.6%	16.8%	45.6%	44.0%	-1.6%



Unfounded

Unfounded	May			Year to Date - May		
	2022	2023	% Change	2022	2023	% Change
Total (Violent, Property & Drug)	8	7	-12.5%	22	30	36.4%



Data contained within this report is dynamic in nature and numbers will change over time as the Ontario Provincial Police continue to investigate and solve crime.

Data Utilized

- Major Crimes
- Niche RMS All Offence Level Business Intelligence Cube

Detachment: 4B - EAST ALGOMA (Blind River)
Location code(s): 4B20 - EAST ALGOMA (Elliot Lake)
Area code(s): 4005 - Elliot Lake

Data source date:
2023/06/10

Report Generated by:
Bowles, Natalie

Report Generated on:
15-Jun-23 9:41:00 AM
PP-CSC-Operational Planning-4300