



Calls For Service (CFS) Billing Summary Report

Elliot Lake April - 2023

Billing Categories (Billing categories below do not match traditional crime groupings)		2023				2022			
		April	Year to Date	Time Standard	Year To Date Weighted Hours	April	Year to Date	Time Standard	Year To Date Weighted Hours
Violent Criminal Code	Sexual Assault	4	8	15.8	126.4	1	5	15.8	79.0
	Sexual Interference	0	0		0.0	1	2	15.8	31.6
	Invitation to Sexual Touching	0	0		0.0	0	2	15.8	31.6
	Corrupting morals of a child	0	0		0.0	0	1	15.8	15.8
	Assault With Weapon or Causing Bodily Harm-Level 2	2	12	15.8	189.6	2	9	15.8	142.2
	Assault-Level 1	2	13	15.8	205.4	9	30	15.8	474.0
	Assault Peace Officer	1	1	15.8	15.8	0	1	15.8	15.8
	Criminal Negligence: Bodily Harm	0	1	15.8	15.8	0	0		0.0
	Other Assaults / Admin Noxious thing	1	1	15.8	15.8	0	0		0.0
	Kidnapping	0	1	15.8	15.8	0	0		0.0
	Forcible confinement	1	1	15.8	15.8	0	0		0.0
	Robbery, With Threat of Violence	0	0		0.0	0	1	15.8	15.8
	Robbery - Other	0	0		0.0	0	1	15.8	15.8
	Extortion	0	0		0.0	0	1	15.8	15.8
	Criminal Harassment	3	15	15.8	237.0	3	14	15.8	221.2
	Criminal Harassment - Offender Unknown	0	1	15.8	15.8	0	1	15.8	15.8
	Indecent/Harassing Communications	1	7	15.8	110.6	0	1	15.8	15.8
	Utter Threats -Master code	0	1	15.8	15.8	1	2	15.8	31.6
	Utter Threats to Person	4	15	15.8	237.0	6	14	15.8	221.2
	Utter Threats to Person - Police Officer	1	1	15.8	15.8	0	0		0.0
	Total	20	78	15.8	1,232.4	23	85	15.8	1,343.0
Property Crime Violations	Arson - Building	0	0		0.0	0	1	6.4	6.4
	Break & Enter	2	13	6.4	83.2	3	7	6.4	44.8
	Unlawful in a dwelling house	0	0		0.0	0	1	6.4	6.4
	Theft Over - Other Theft	1	1	6.4	6.4	0	0		0.0
	Theft of - Mail	0	0		0.0	0	2	6.4	12.8
	Theft of Motor Vehicle	0	1	6.4	6.4	0	0		0.0
	Theft of - Automobile	0	1	6.4	6.4	0	0		0.0
	Theft of - Snow Vehicles	0	0		0.0	0	2	6.4	12.8
	Theft Under -master code	0	5	6.4	32.0	0	3	6.4	19.2
	Theft under - Bicycles	0	0		0.0	3	3	6.4	19.2
	Theft under - Building	0	0		0.0	0	1	6.4	6.4
	Theft under - Persons	0	1	6.4	6.4	0	0		0.0
	Theft under - Trailers	0	1	6.4	6.4	0	0		0.0



Calls For Service (CFS) Billing Summary Report

Elliot Lake April - 2023

Billing Categories (Billing categories below do not match traditional crime groupings)		2023				2022			
		April	Year to Date	Time Standard	Year To Date Weighted Hours	April	Year to Date	Time Standard	Year To Date Weighted Hours
Property Crime Violations	Theft under - Other Theft	4	9	6.4	57.6	4	13	6.4	83.2
	Theft Under - Gasoline Drive-off	0	0		0.0	1	2	6.4	12.8
	Theft FROM Motor Vehicle Under \$5,000	0	0		0.0	1	2	6.4	12.8
	Theft Under \$5,000 [SHOPLIFTING]	0	3	6.4	19.2	3	3	6.4	19.2
	Fraud -Master code	0	6	6.4	38.4	3	8	6.4	51.2
	Fraud - Steal/Forge/Poss./Use Credit Card	1	3	6.4	19.2	0	1	6.4	6.4
	Fraud - False Pretence <= \$5,000	0	0		0.0	0	1	6.4	6.4
	Fraud - Forgery & Uttering	0	1	6.4	6.4	0	0		0.0
	Fraud - Fraud through mails	0	2	6.4	12.8	0	0		0.0
	Fraud -Money/property/ security > \$5,000	3	3	6.4	19.2	1	1	6.4	6.4
	Fraud -Money/property/ security <= \$5,000	2	11	6.4	70.4	1	7	6.4	44.8
	Fraud - Other	1	7	6.4	44.8	0	6	6.4	38.4
	Personation with Intent (fraud)	1	2	6.4	12.8	0	0		0.0
	Identity Theft	0	1	6.4	6.4	0	0		0.0
	Mischief - master code	4	16	6.4	102.4	3	17	6.4	108.8
	Interfere with lawful use, enjoyment of property	1	1	6.4	6.4	1	3	6.4	19.2
	Property Damage	0	1	6.4	6.4	1	1	6.4	6.4
	Total	20	89	6.4	569.6	25	85	6.4	544.0
Other Criminal Code Violations (Excluding traffic)	Prostitution - Communicate public place/view	0	0		0.0	0	1	7.5	7.5
	Offensive Weapons-Possession of Weapons	0	2	7.5	15.0	0	2	7.5	15.0
	Bail Violations - Fail To Comply	5	20	7.5	150.0	6	19	7.5	142.5
	Disturb the Peace	0	5	7.5	37.5	0	4	7.5	30.0
	Indecent acts -Master code	0	1	7.5	7.5	0	0		0.0
	Indecent acts -Other	0	0		0.0	0	2	7.5	15.0
	Child Pornography -Possess child pornography	0	2	7.5	15.0	1	1	7.5	7.5
	Child Pornography -Other	1	1	7.5	7.5	0	1	7.5	7.5
	Public Morals	1	1	7.5	7.5	0	0		0.0
	Obstruct Public Peace Officer	0	0		0.0	0	1	7.5	7.5
	Trespass at Night	0	0		0.0	1	2	7.5	15.0
	Breach of Probation	2	5	7.5	37.5	4	5	7.5	37.5



Calls For Service (CFS) Billing Summary Report

**Elliot Lake
April - 2023**

Billing Categories <i>(Billing categories below do not match traditional crime groupings)</i>		2023				2022			
		April	Year to Date	Time Standard	Year To Date Weighted Hours	April	Year to Date	Time Standard	Year To Date Weighted Hours
Other Criminal Code Violations (Excluding traffic)	Disobey court order/Misconduct executing process	1	1	7.5	7.5	0	0		0.0
	Perjury	0	0		0.0	0	1	7.5	7.5
	Public mischief - mislead peace officer	0	0		0.0	0	1	7.5	7.5
	Utter Threats to injure animal	0	0		0.0	1	1	7.5	7.5
	False Fire Alarm (C.C. Charge)	0	0		0.0	0	1	7.5	7.5
	Attempts, Conspiracies, Accessories	1	2	7.5	15.0	0	0		0.0
	Total	11	40	7.5	300.0	13	42	7.5	315.0
Drug Possession	Possession Cocaine	0	1	7.1	7.1	0	0		0.0
	Possession Other Controlled Drugs and Substance Act	0	1	7.1	7.1	0	1	7.1	7.1
	Possession - Methamphetamine (Crystal Meth)	0	0		0.0	1	1	7.1	7.1
	Drug related occurrence	2	12	7.1	85.2	3	10	7.1	71.0
	Total	2	14	7.1	99.4	4	12	7.1	85.2
Drugs	Trafficking Cocaine	1	1	68.0	68.0	0	0		0.0
	Trafficking Other Controlled Drugs and Substance Act	1	1	68.0	68.0	0	0		0.0
	Trafficking - Methamphetamine (Crystal Meth)	0	0		0.0	0	1	68.0	68.0
	Trafficking ð Opioid (other than heroin)	0	2	68.0	136.0	0	0		0.0
	Total	2	4	68.0	272.0	0	1	68.0	68.0
Statutes & Acts	Landlord/Tenant	5	15	3.4	51.0	6	21	3.4	71.4
	Mental Health Act	3	31	3.4	105.4	9	23	3.4	78.2
	Mental Health Act - No contact with Police	0	3	3.4	10.2	0	1	3.4	3.4
	Mental Health Act - Attempt Suicide	1	4	3.4	13.6	3	6	3.4	20.4
	Mental Health Act - Threat of Suicide	0	5	3.4	17.0	1	10	3.4	34.0
	Mental Health Act - Voluntary Transport	2	2	3.4	6.8	1	6	3.4	20.4
	Mental Health Act - Placed on Form	1	5	3.4	17.0	0	5	3.4	17.0
	Mental Health Act - Apprehension	2	8	3.4	27.2	1	4	3.4	13.6
	Custody Dispute	0	1	3.4	3.4	0	0		0.0
	Trespass To Property Act	1	12	3.4	40.8	3	11	3.4	37.4



Calls For Service (CFS) Billing Summary Report

Elliot Lake April - 2023

Billing Categories <i>(Billing categories below do not match traditional crime groupings)</i>		2023				2022			
		April	Year to Date	Time Standard	Year To Date Weighted Hours	April	Year to Date	Time Standard	Year To Date Weighted Hours
Statutes & Acts	Total	15	86	3.4	292.4	24	87	3.4	295.8
Operational	Animal -Master code	1	1	3.8	3.8	0	1	3.8	3.8
	Animal Bite	0	0		0.0	2	2	3.8	7.6
	Animal Stray	4	5	3.8	19.0	1	2	3.8	7.6
	Animal Injured	2	3	3.8	11.4	0	0		0.0
	Animal - Other	0	1	3.8	3.8	3	3	3.8	11.4
	Animal - Dog Owners Liability Act	0	1	3.8	3.8	0	0		0.0
	Domestic Disturbance	9	68	3.8	258.4	29	84	3.8	319.2
	Suspicious Person	6	64	3.8	243.2	17	43	3.8	163.4
	Phone -Nuisance - No Charges Laid	1	5	3.8	19.0	0	1	3.8	3.8
	Phone -Threatening - No Charges Laid	0	0		0.0	0	1	3.8	3.8
	Phone -Other - No Charges Laid	0	1	3.8	3.8	0	0		0.0
	False Fire Alarm - Building	0	0		0.0	0	1	3.8	3.8
	Fire - Vehicle	0	1	3.8	3.8	0	0		0.0
	Fire - Other	0	1	3.8	3.8	0	0		0.0
	Insecure Condition -Master code	0	2	3.8	7.6	0	0		0.0
	Missing Person 12 & older	2	3	3.8	11.4	2	2	3.8	7.6
	Missing Person Located 12 & older	1	4	3.8	15.2	4	8	3.8	30.4
	Noise Complaint -Master code	10	33	3.8	125.4	9	44	3.8	167.2
	Noise Complaint - Residence	0	1	3.8	3.8	2	6	3.8	22.8
	Noise Complaint - Animal	5	8	3.8	30.4	0	10	3.8	38.0
	Noise Complaint - Others	0	0		0.0	1	1	3.8	3.8
	Found Property -Master code	5	9	3.8	34.2	4	10	3.8	38.0
	Found-Household Property	0	0		0.0	1	3	3.8	11.4
	Found-Bicycles	0	0		0.0	1	1	3.8	3.8
	Found-Others	0	1	3.8	3.8	0	0		0.0
	Lost Property -Master code	5	15	3.8	57.0	0	3	3.8	11.4
	Lost-Personal Accessories	1	3	3.8	11.4	2	4	3.8	15.2
	Lost-Others	0	0		0.0	0	1	3.8	3.8
	Sudden Death -master code	0	1	3.8	3.8	0	0		0.0
	Sudden Death - Accidental	0	0		0.0	0	1	3.8	3.8
	Sudden Death - Suicide	0	0		0.0	1	1	3.8	3.8
	Sudden Death - Natural Causes	3	16	3.8	60.8	5	15	3.8	57.0



Calls For Service (CFS) Billing Summary Report

Elliot Lake April - 2023

Billing Categories (Billing categories below do not match traditional crime groupings)		2023				2022			
		April	Year to Date	Time Standard	Year To Date Weighted Hours	April	Year to Date	Time Standard	Year To Date Weighted Hours
Operational	Sudden Death - Others	1	4	3.8	15.2	0	0		0.0
	Sudden Death - Apparent Overdose-Overdose	0	1	3.8	3.8	0	0		0.0
	Suspicious Vehicle	2	10	3.8	38.0	4	12	3.8	45.6
	Trouble with Youth	4	19	3.8	72.2	2	10	3.8	38.0
	Medical Assistance -Other	1	1	3.8	3.8	0	1	3.8	3.8
	Vehicle Recovered - Automobile	0	1	3.8	3.8	0	0		0.0
	Vehicle Recovered - Snow Vehicles	0	0		0.0	0	1	3.8	3.8
	Unwanted Persons	4	29	3.8	110.2	10	16	3.8	60.8
	Neighbour Dispute	16	55	3.8	209.0	12	39	3.8	148.2
	By-Law -Master code	0	0		0.0	0	1	3.8	3.8
	Noise By-Law	0	1	3.8	3.8	1	2	3.8	7.6
	Dogs By-Law	1	1	3.8	3.8	0	0		0.0
	Other Municipal By-Laws	0	1	3.8	3.8	0	0		0.0
	Fireworks By-Law	0	0		0.0	1	1	3.8	3.8
	Overdose/Suspected Overdose - Opioid Related	0	1	3.8	3.8	1	1	3.8	3.8
	Assist Fire Department	0	1	3.8	3.8	0	0		0.0
	Assist Public	20	85	3.8	323.0	11	61	3.8	231.8
	Distressed/Overdue Motorist	1	1	3.8	3.8	0	2	3.8	7.6
	Family Dispute	4	32	3.8	121.6	9	38	3.8	144.4
	Protest - Demonstration	0	0		0.0	1	1	3.8	3.8
	Total	109	490	3.8	1,862.0	136	434	3.8	1,649.2
Operational2	False Holdup Alarm-Accidental Trip	2	12	1.4	16.8	1	10	1.4	14.0
	False Alarm -Others	10	33	1.4	46.2	14	58	1.4	81.2
	False Alarm -Cancelled	0	1	1.4	1.4	1	1	1.4	1.4
	Keep the Peace	11	35	1.4	49.0	6	27	1.4	37.8
	911 call / 911 hang up	2	5	1.4	7.0	2	7	1.4	9.8
	911 call - Dropped Cell	5	20	1.4	28.0	2	20	1.4	28.0
	Total	30	106	1.4	148.4	26	123	1.4	172.2
Traffic	MVC (MOTOR VEHICLE COLLISION) -Master code	1	1	3.7	3.7	0	0		0.0
	MVC - Personal Injury (MOTOR VEHICLE COLLISION)	1	1	3.7	3.7	1	3	3.7	11.1
	MVC - Prop. Dam. Non Reportable	4	12	3.7	44.4	5	14	3.7	51.8
	MVC - Prop. Dam. Reportable (MOTOR VEHICLE COLLISION)	5	22	3.7	81.4	5	27	3.7	99.9



Calls For Service (CFS) Billing Summary Report

Elliot Lake April - 2023

Billing Categories (Billing categories below do not match traditional crime groupings)		2023				2022			
		April	Year to Date	Time Standard	Year To Date Weighted Hours	April	Year to Date	Time Standard	Year To Date Weighted Hours
Traffic	MVC - Prop. Dam. Failed to Remain (MOTOR VEHICLE COLLISION)	0	3	3.7	11.1	0	3	3.7	11.1
	MVC - Fatal (MOTOR VEHICLE COLLISION)	0	0		0.0	1	1	3.7	3.7
	MVC - Others (MOTOR VEHICLE COLLISION)	1	1	3.7	3.7	0	1	3.7	3.7
	Total	12	40	3.7	148.0	12	49	3.7	181.3
Total		221	947		4,924.2	263	918		4,653.7

Note to Detachment Commanders:

- The content of each report is to be shared by the Detachment Commander only with the municipality for which it was generated. The municipality may treat this as a public document and distribute it as they wish.
- All data is sourced from the Niche RMS application. Included are 'reported' occurrences (actuals and unfounded occurrences) for 'billable' occurrences ONLY. Data is refreshed on a weekly basis.
- The Traffic category includes motor vehicle collision (MVC) occurrences entered into Niche (UCR code 8521). MVCs are NOT sourced from the eCRS application for this report.
- Only the primary violation is counted within an occurrence.
- Time standards displayed are for the 2023 billing period.

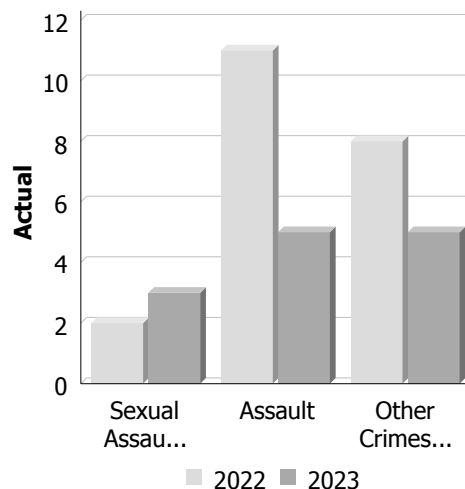
Note to Municipalities:

- Data contained within this report is dynamic in nature and numbers will change over time as the Ontario Provincial Police continues to investigate and solve crime.
- This report is NOT to be used for crime trend analysis as not all occurrences are included.
- Data groupings within this report do not match traditional crime groupings seen in other public reports such as the OPP Police Services Board reports or Statistics Canada reporting.

Police Services Board Report for Elliot Lake
Records Management System
April - 2023

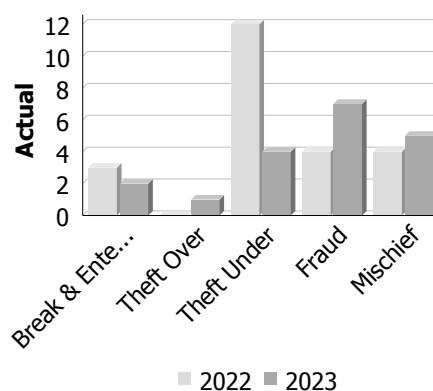
Violent Crime

Actual	April			Year to Date - April		
	2022	2023	% Change	2022	2023	% Change
Murder	0	0	--	0	0	--
Other Offences Causing Death	0	0	--	0	0	--
Attempted Murder	0	0	--	0	0	--
Sexual Assault	2	3	50.0%	10	7	-30.0%
Assault	11	5	-54.5%	40	26	-35.0%
Abduction	0	0	--	0	1	--
Robbery	0	0	--	2	0	-100.0%
Other Crimes Against a Person	8	5	-37.5%	25	31	24.0%
Total	21	13	-38.1%	77	65	-15.6%



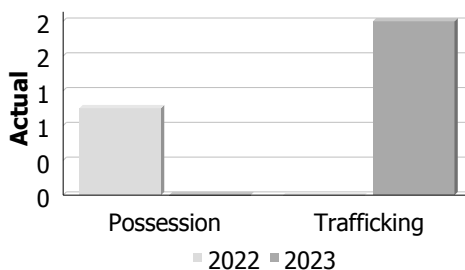
Property Crime

Actual	April			Year to Date - April		
	2022	2023	% Change	2022	2023	% Change
Arson	0	0	--	1	0	-100.0%
Break & Enter	3	2	-33.3%	6	12	100.0%
Theft Over	0	1	--	4	3	-25.0%
Theft Under	12	4	-66.7%	27	17	-37.0%
Have Stolen Goods	0	0	--	0	0	--
Fraud	4	7	75.0%	22	31	40.9%
Mischief	4	5	25.0%	19	15	-21.1%
Total	23	19	-17.4%	79	78	-1.3%



Drug Crime

Actual	April			Year to Date - April		
	2022	2023	% Change	2022	2023	% Change
Possession	1	0	-100.0%	2	2	0.0%
Trafficking	0	2	--	1	2	100.0%
Importation and Production	0	0	--	0	0	--
Total	1	2	100.0%	3	4	33.3%



Clearance Rate

Detachment: 4B - EAST ALGOMA (Blind River)
Location code(s): 4B20 - EAST ALGOMA (Elliot Lake)
Area code(s): 4005 - Elliot Lake

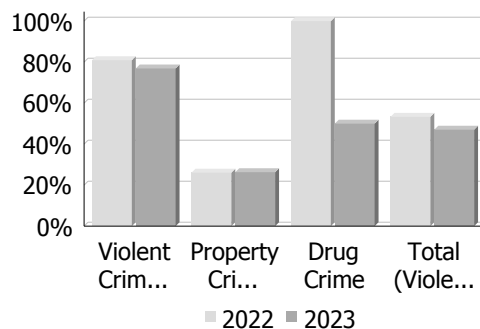
Data source date:
2023/05/13

Report Generated by:
Bowles, Natalie

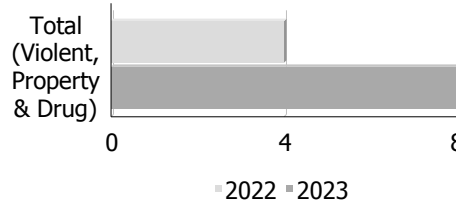
Report Generated on:
15-May-23 1:50:33 PM
PP-CSC-Operational Planning-4300

Police Services Board Report for Elliot Lake
Records Management System
April - 2023

Clearance Rate	April			Year to Date - April		
	2022	2023	Difference	2022	2023	Difference
Violent Crime	81.0%	76.9%	-4.0%	72.7%	66.2%	-6.6%
Property Crime	26.1%	26.3%	0.2%	29.1%	20.5%	-8.6%
Drug Crime	100.0%	50.0%	-50.0%	66.7%	75.0%	8.3%
Total (Violent, Property & Drug)	53.3%	47.1%	-6.3%	51.6%	42.6%	-9.0%



Unfounded						
Unfounded	April			Year to Date - April		
	2022	2023	% Change	2022	2023	% Change
Total (Violent, Property & Drug)	4	8	100.0%	14	24	71.4%



Data contained within this report is dynamic in nature and numbers will change over time as the Ontario Provincial Police continue to investigate and solve crime.

Data Utilized

- Major Crimes
- Niche RMS All Offence Level Business Intelligence Cube

Detachment: 4B - EAST ALGOMA (Blind River)
Location code(s): 4B20 - EAST ALGOMA (Elliot Lake)
Area code(s): 4005 - Elliot Lake

Data source date:
2023/05/13

Report Generated by:
Bowles, Natalie

Report Generated on:
15-May-23 1:50:33 PM
PP-CSC-Operational Planning-4300