



Calls For Service (CFS) Billing Summary Report

Elliot Lake March - 2023

Billing Categories (Billing categories below do not match traditional crime groupings)		2023				2022			
		March	Year to Date	Time Standard	Year To Date Weighted Hours	March	Year to Date	Time Standard	Year To Date Weighted Hours
Violent Criminal Code	Sexual Assault	1	3	15.8	47.4	2	4	15.8	63.2
	Sexual Interference	0	0		0.0	1	1	15.8	15.8
	Invitation to Sexual Touching	0	0		0.0	1	2	15.8	31.6
	Corrupting morals of a child	0	0		0.0	1	1	15.8	15.8
	Assault With Weapon or Causing Bodily Harm- Level 2	2	9	15.8	142.2	2	7	15.8	110.6
	Assault-Level 1	5	11	15.8	173.8	5	21	15.8	331.8
	Assault Peace Officer	0	0		0.0	0	1	15.8	15.8
	Criminal Negligence: Bodily Harm	1	1	15.8	15.8	0	0		0.0
	Kidnapping	0	1	15.8	15.8	0	0		0.0
	Robbery, With Threat of Violence	0	0		0.0	0	1	15.8	15.8
	Robbery - Other	0	0		0.0	0	1	15.8	15.8
	Extortion	0	0		0.0	1	1	15.8	15.8
	Criminal Harassment	2	12	15.8	189.6	1	11	15.8	173.8
	Criminal Harassment - Offender Unknown	0	1	15.8	15.8	1	1	15.8	15.8
	Indecent/Harassing Communications	4	6	15.8	94.8	0	1	15.8	15.8
	Utter Threats -Master code	0	1	15.8	15.8	0	1	15.8	15.8
	Utter Threats to Person	4	11	15.8	173.8	5	8	15.8	126.4
	Total	19	56	15.8	884.8	20	62	15.8	979.6
Property Crime Violations	Arson - Building	0	0		0.0	1	1	6.4	6.4
	Break & Enter	8	11	6.4	70.4	1	4	6.4	25.6
	Unlawful in a dwelling house	0	0		0.0	0	1	6.4	6.4
	Theft of - Mail	0	0		0.0	2	2	6.4	12.8
	Theft of Motor Vehicle	0	1	6.4	6.4	0	0		0.0
	Theft of - Automobile	0	1	6.4	6.4	0	0		0.0
	Theft of - Snow Vehicles	0	0		0.0	2	2	6.4	12.8
	Theft Under -master code	1	5	6.4	32.0	0	3	6.4	19.2
	Theft under - Building	0	0		0.0	0	1	6.4	6.4
	Theft under - Persons	0	1	6.4	6.4	0	0		0.0
	Theft under - Trailers	0	1	6.4	6.4	0	0		0.0
	Theft under - Other Theft	2	5	6.4	32.0	4	9	6.4	57.6
	Theft Under - Gasoline Drive-off	0	0		0.0	0	1	6.4	6.4
	Theft FROM Motor Vehicle Under \$5,000	0	0		0.0	1	1	6.4	6.4



Calls For Service (CFS) Billing Summary Report

Elliot Lake March - 2023

Billing Categories (Billing categories below do not match traditional crime groupings)		2023				2022			
		March	Year to Date	Time Standard	Year To Date Weighted Hours	March	Year to Date	Time Standard	Year To Date Weighted Hours
Property Crime Violations	Theft Under \$5,000 [SHOPLIFTING]	0	3	6.4	19.2	0	0		0.0
	Fraud -Master code	2	6	6.4	38.4	2	5	6.4	32.0
	Fraud - Steal/Forge/Poss./Use Credit Card	0	2	6.4	12.8	1	1	6.4	6.4
	Fraud - False Pretence < = \$5,000	0	0		0.0	1	1	6.4	6.4
	Fraud - Forgery & Uttering	0	1	6.4	6.4	0	0		0.0
	Fraud - Fraud through mails	1	2	6.4	12.8	0	0		0.0
	Fraud -Money/property/ security <= \$5,000	2	8	6.4	51.2	0	6	6.4	38.4
	Fraud - Other	1	6	6.4	38.4	1	6	6.4	38.4
	Personation with Intent (fraud)	1	1	6.4	6.4	0	0		0.0
	Identity Theft	0	1	6.4	6.4	0	0		0.0
	Mischief - master code	4	12	6.4	76.8	5	14	6.4	89.6
	Interfere with lawful use, enjoyment of property	0	0		0.0	0	2	6.4	12.8
	Property Damage	0	1	6.4	6.4	0	0		0.0
	Total	22	68	6.4	435.2	21	60	6.4	384.0
Other Criminal Code Violations (Excluding traffic)	Prostitution - Communicate public place/view	0	0		0.0	0	1	7.5	7.5
	Offensive Weapons-Possession of Weapons	0	2	7.5	15.0	2	2	7.5	15.0
	Bail Violations - Fail To Comply	4	15	7.5	112.5	2	13	7.5	97.5
	Disturb the Peace	3	5	7.5	37.5	3	4	7.5	30.0
	Indecent acts -Master code	1	1	7.5	7.5	0	0		0.0
	Indecent acts -Other	0	0		0.0	2	2	7.5	15.0
	Child Pornography - Possess child pornography	0	2	7.5	15.0	0	0		0.0
	Child Pornography -Other	0	0		0.0	1	1	7.5	7.5
	Obstruct Public Peace Officer	0	0		0.0	1	1	7.5	7.5
	Trespass at Night	0	0		0.0	0	1	7.5	7.5
	Breach of Probation	0	3	7.5	22.5	1	1	7.5	7.5
	Perjury	0	0		0.0	1	1	7.5	7.5
	Public mischief - mislead peace officer	0	0		0.0	0	1	7.5	7.5
	False Fire Alarm (C.C. Charge)	0	0		0.0	0	1	7.5	7.5



Calls For Service (CFS) Billing Summary Report

Elliot Lake March - 2023

Billing Categories (Billing categories below do not match traditional crime groupings)		2023				2022			
		March	Year to Date	Time Standard	Year To Date Weighted Hours	March	Year to Date	Time Standard	Year To Date Weighted Hours
Other Criminal Code Violations (Excluding traffic)	Attempts, Conspiracies, Accessories	0	1	7.5	7.5	0	0		0.0
	Total	8	29	7.5	217.5	13	29	7.5	217.5
Drug Possession	Possession Cocaine	1	1	7.1	7.1	0	0		0.0
	Possession Other Controlled Drugs and Substance Act	1	1	7.1	7.1	0	1	7.1	7.1
	Drug related occurrence	6	9	7.1	63.9	3	7	7.1	49.7
	Total	8	11	7.1	78.1	3	8	7.1	56.8
Drugs	Trafficking - Methamphetamine (Crystal Meth)	0	0		0.0	0	1	68.0	68.0
	Trafficking ð Opioid (other than heroin)	2	2	68.0	136.0	0	0		0.0
	Total	2	2	68.0	136.0	0	1	68.0	68.0
Statutes & Acts	Landlord/Tenant	2	10	3.4	34.0	4	15	3.4	51.0
	Mental Health Act	7	27	3.4	91.8	8	14	3.4	47.6
	Mental Health Act - No contact with Police	0	3	3.4	10.2	1	1	3.4	3.4
	Mental Health Act - Attempt Suicide	1	3	3.4	10.2	0	3	3.4	10.2
	Mental Health Act - Threat of Suicide	4	5	3.4	17.0	2	9	3.4	30.6
	Mental Health Act - Voluntary Transport	0	0		0.0	3	5	3.4	17.0
	Mental Health Act - Placed on Form	2	4	3.4	13.6	1	5	3.4	17.0
	Mental Health Act - Apprehension	0	6	3.4	20.4	2	3	3.4	10.2
	Custody Dispute	0	1	3.4	3.4	0	0		0.0
	Trespass To Property Act	3	10	3.4	34.0	2	8	3.4	27.2
	Total	19	69	3.4	234.6	23	63	3.4	214.2
Operational	Animal -Master code	0	0		0.0	0	1	3.8	3.8
	Animal Stray	1	1	3.8	3.8	0	1	3.8	3.8
	Animal Injured	1	1	3.8	3.8	0	0		0.0
	Animal - Other	0	1	3.8	3.8	0	0		0.0
	Animal - Dog Owners Liability Act	0	1	3.8	3.8	0	0		0.0
	Domestic Disturbance	19	59	3.8	224.2	19	55	3.8	209.0
	Suspicious Person	25	58	3.8	220.4	12	26	3.8	98.8
	Phone -Nuisance - No Charges Laid	2	4	3.8	15.2	0	1	3.8	3.8
	Phone -Threatening - No Charges Laid	0	0		0.0	0	1	3.8	3.8



Calls For Service (CFS) Billing Summary Report

Elliot Lake March - 2023

Billing Categories (Billing categories below do not match traditional crime groupings)		2023				2022			
		March	Year to Date	Time Standard	Year To Date Weighted Hours	March	Year to Date	Time Standard	Year To Date Weighted Hours
Operational	Phone -Other - No Charges Laid	1	1	3.8	3.8	0	0		0.0
	False Fire Alarm - Building	0	0		0.0	1	1	3.8	3.8
	Fire - Vehicle	1	1	3.8	3.8	0	0		0.0
	Fire - Other	1	1	3.8	3.8	0	0		0.0
	Insecure Condition -Master code	0	2	3.8	7.6	0	0		0.0
	Missing Person 12 & older	0	1	3.8	3.8	0	0		0.0
	Missing Person Located 12 & older	2	3	3.8	11.4	1	4	3.8	15.2
	Noise Complaint -Master code	7	23	3.8	87.4	14	35	3.8	133.0
	Noise Complaint - Residence	1	1	3.8	3.8	1	4	3.8	15.2
	Noise Complaint - Animal	3	3	3.8	11.4	3	10	3.8	38.0
	Found Property -Master code	0	4	3.8	15.2	3	6	3.8	22.8
	Found-Household Property	0	0		0.0	1	2	3.8	7.6
	Found-Others	0	1	3.8	3.8	0	0		0.0
	Lost Property -Master code	5	10	3.8	38.0	1	3	3.8	11.4
	Lost-Personal Accessories	0	2	3.8	7.6	0	2	3.8	7.6
	Lost-Others	0	0		0.0	0	1	3.8	3.8
	Sudden Death -master code	0	1	3.8	3.8	0	0		0.0
	Sudden Death - Accidental	0	0		0.0	0	1	3.8	3.8
	Sudden Death - Natural Causes	4	13	3.8	49.4	5	10	3.8	38.0
	Sudden Death - Others	0	3	3.8	11.4	0	0		0.0
	Sudden Death - Apparent Overdose-Overdose	1	1	3.8	3.8	0	0		0.0
	Suspicious Vehicle	2	8	3.8	30.4	4	8	3.8	30.4
	Trouble with Youth	4	15	3.8	57.0	4	8	3.8	30.4
	Medical Assistance -Other	0	0		0.0	0	1	3.8	3.8
	Vehicle Recovered - Automobile	0	1	3.8	3.8	0	0		0.0
	Vehicle Recovered - Snow Vehicles	0	0		0.0	1	1	3.8	3.8
	Unwanted Persons	6	25	3.8	95.0	1	6	3.8	22.8
	Neighbour Dispute	8	37	3.8	140.6	13	27	3.8	102.6
	By-Law -Master code	0	0		0.0	1	1	3.8	3.8
	Noise By-Law	1	1	3.8	3.8	0	1	3.8	3.8
	Other Municipal By-Laws	0	1	3.8	3.8	0	0		0.0



Calls For Service (CFS) Billing Summary Report

Elliot Lake March - 2023

Billing Categories (Billing categories below do not match traditional crime groupings)		2023				2022			
		March	Year to Date	Time Standard	Year To Date Weighted Hours	March	Year to Date	Time Standard	Year To Date Weighted Hours
Operational	Overdose/Suspected Overdose - Opioid Related	1	1	3.8	3.8	0	0		0.0
	Assist Fire Department	0	1	3.8	3.8	0	0		0.0
	Assist Public	23	65	3.8	247.0	22	50	3.8	190.0
	Distressed/Overdue Motorist	0	0		0.0	1	2	3.8	7.6
	Family Dispute	8	28	3.8	106.4	12	29	3.8	110.2
	Total	127	379	3.8	1,440.2	120	298	3.8	1,132.4
Operational2	False Holdup Alarm-Accidental Trip	4	10	1.4	14.0	2	9	1.4	12.6
	False Alarm -Others	5	23	1.4	32.2	8	44	1.4	61.6
	False Alarm -Cancelled	1	1	1.4	1.4	0	0		0.0
	Keep the Peace	14	24	1.4	33.6	8	21	1.4	29.4
	911 call / 911 hang up	0	3	1.4	4.2	2	5	1.4	7.0
	911 call - Dropped Cell	3	15	1.4	21.0	6	18	1.4	25.2
	Total	27	76	1.4	106.4	26	97	1.4	135.8
Traffic	MVC - Personal Injury (MOTOR VEHICLE COLLISION)	0	0		0.0	0	2	3.7	7.4
	MVC - Prop. Dam. Non Reportable	0	7	3.7	25.9	3	9	3.7	33.3
	MVC - Prop. Dam. Reportable (MOTOR VEHICLE COLLISION)	6	17	3.7	62.9	7	22	3.7	81.4
	MVC - Prop. Dam. Failed to Remain (MOTOR VEHICLE COLLISION)	1	3	3.7	11.1	2	3	3.7	11.1
	MVC - Others (MOTOR VEHICLE COLLISION)	0	0		0.0	0	1	3.7	3.7
	Total	7	27	3.7	99.9	12	37	3.7	136.9
Total		239	717		3,632.7	238	655		3,325.2

Note to Detachment Commanders:

- The content of each report is to be shared by the Detachment Commander only with the municipality for which it was generated. The municipality may treat this as a public document and distribute it as they wish.
- All data is sourced from the Niche RMS application. Included are 'reported' occurrences (actuals and unfounded occurrences) for 'billable' occurrences ONLY. Data is refreshed on a weekly basis.
- The Traffic category includes motor vehicle collision (MVC) occurrences entered into Niche (UCR code 8521). MVCs are NOT sourced from the eCRS application for this report.
- Only the primary violation is counted within an occurrence.
- Time standards displayed are for the 2023 billing period.

Note to Municipalities:

- Data contained within this report is dynamic in nature and numbers will change over time as the Ontario Provincial Police continues to investigate and solve crime.
- This report is NOT to be used for crime trend analysis as not all occurrences are included.

Report Content Last Updated:
2023/04/15

Report generated by:
Bowles, Natalie

Report generated on:
17-Apr-23 11:54:12 AM
Page 5 of 6



Calls For Service (CFS) Billing Summary Report

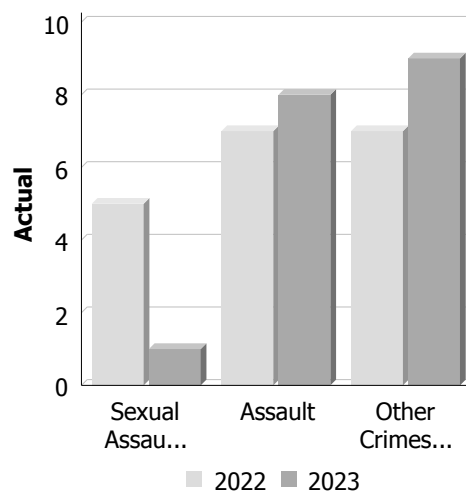
Elliot Lake
March - 2023

- Data groupings within this report do not match traditional crime groupings seen in other public reports such as the OPP Police Services Board reports or Statistics Canada reporting.

Police Services Board Report for Elliot Lake
Records Management System
March - 2023

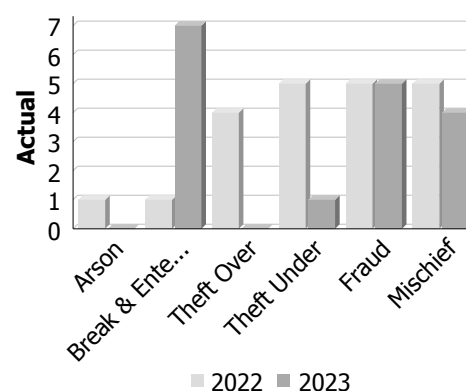
Violent Crime

Actual	March			Year to Date - March		
	2022	2023	% Change	2022	2023	% Change
Murder	0	0	--	0	0	--
Other Offences Causing Death	0	0	--	0	0	--
Attempted Murder	0	0	--	0	0	--
Sexual Assault	5	1	-80.0%	8	3	-62.5%
Assault	7	8	14.3%	29	20	-31.0%
Abduction	0	0	--	0	1	--
Robbery	0	0	--	2	0	-100.0%
Other Crimes Against a Person	7	9	28.6%	17	26	52.9%
Total	19	18	-5.3%	56	50	-10.7%



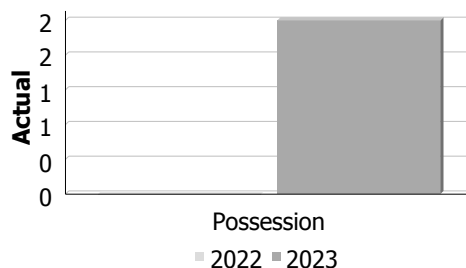
Property Crime

Actual	March			Year to Date - March		
	2022	2023	% Change	2022	2023	% Change
Arson	1	0	-100.0%	1	0	-100.0%
Break & Enter	1	7	600.0%	3	10	233.3%
Theft Over	4	0	-100.0%	4	2	-50.0%
Theft Under	5	1	-80.0%	15	13	-13.3%
Have Stolen Goods	0	0	--	0	0	--
Fraud	5	5	0.0%	18	23	27.8%
Mischief	5	4	-20.0%	15	10	-33.3%
Total	21	17	-19.0%	56	58	3.6%



Drug Crime

Actual	March			Year to Date - March		
	2022	2023	% Change	2022	2023	% Change
Possession	0	2	--	1	2	100.0%
Trafficking	0	0	--	1	0	-100.0%
Importation and Production	0	0	--	0	0	--
Total	0	2	--	2	2	0.0%



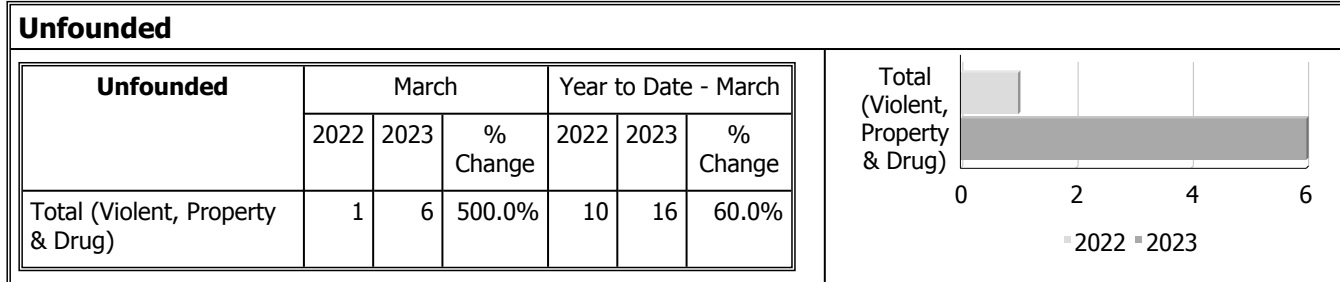
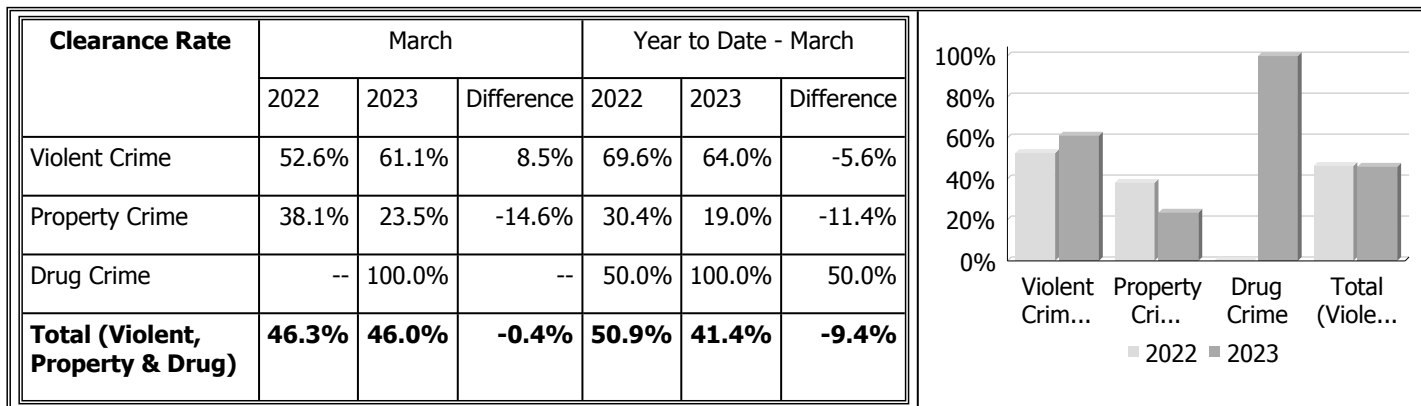
Clearance Rate

Detachment: 4B - EAST ALGOMA (Blind River)
Location code(s): 4B20 - EAST ALGOMA (Elliot Lake)
Area code(s): 4005 - Elliot Lake
Data source date: 2023/04/15

Report Generated by:
 Bowles, Natalie

Report Generated on:
 17-Apr-23 11:35:12 AM
 PP-CSC-Operational Planning-4300

Police Services Board Report for Elliot Lake
Records Management System
March - 2023



Data contained within this report is dynamic in nature and numbers will change over time as the Ontario Provincial Police continue to investigate and solve crime.

Data Utilized

- Major Crimes
- Niche RMS All Offence Level Business Intelligence Cube

Detachment: 4B - EAST ALGOMA (Blind River)
Location code(s): 4B20 - EAST ALGOMA (Elliot Lake)
Area code(s): 4005 - Elliot Lake

Data source date:
2023/04/15

Report Generated by:
Bowles, Natalie

Report Generated on:
17-Apr-23 11:35:12 AM
PP-CSC-Operational Planning-4300