



Calls For Service (CFS) Billing Summary Report

Elliot Lake February - 2023

Billing Categories (Billing categories below do not match traditional crime groupings)		2023				2022			
		February	Year to Date	Time Standard	Year To Date Weighted Hours	February	Year to Date	Time Standard	Year To Date Weighted Hours
Violent Criminal Code	Sexual Assault	1	2	15.8	31.6	1	2	15.8	31.6
	Invitation to Sexual Touching	0	0		0.0	0	1	15.8	15.8
	Assault With Weapon or Causing Bodily Harm-Level 2	6	7	15.8	110.6	3	5	15.8	79.0
	Assault-Level 1	4	6	15.8	94.8	8	15	15.8	237.0
	Assault Peace Officer	0	0		0.0	0	1	15.8	15.8
	Kidnapping	0	1	15.8	15.8	0	0		0.0
	Robbery, With Threat of Violence	0	0		0.0	0	1	15.8	15.8
	Robbery - Other	0	0		0.0	0	1	15.8	15.8
	Criminal Harassment	7	10	15.8	158.0	7	10	15.8	158.0
	Criminal Harassment - Offender Unknown	0	1	15.8	15.8	0	0		0.0
	Indecent/Harassing Communications	2	2	15.8	31.6	1	1	15.8	15.8
	Utter Threats -Master code	1	1	15.8	15.8	1	1	15.8	15.8
	Utter Threats to Person	3	6	15.8	94.8	1	3	15.8	47.4
	Total	24	36	15.8	568.8	22	41	15.8	647.8
Property Crime Violations	Break & Enter	2	3	6.4	19.2	0	3	6.4	19.2
	Unlawful in a dwelling house	0	0		0.0	1	1	6.4	6.4
	Theft of Motor Vehicle	0	1	6.4	6.4	0	0		0.0
	Theft Under -master code	0	3	6.4	19.2	1	3	6.4	19.2
	Theft under - Building	0	0		0.0	1	1	6.4	6.4
	Theft under - Persons	1	1	6.4	6.4	0	0		0.0
	Theft under - Trailers	1	1	6.4	6.4	0	0		0.0
	Theft under - Other Theft	2	3	6.4	19.2	0	5	6.4	32.0
	Theft Under - Gasoline Drive-off	0	0		0.0	1	1	6.4	6.4
	Theft Under \$5,000 [SHOPLIFTING]	1	2	6.4	12.8	0	0		0.0
	Fraud -Master code	1	4	6.4	25.6	0	3	6.4	19.2
	Fraud - Steal/Forge/Poss./Use Credit Card	0	1	6.4	6.4	0	0		0.0
	Fraud - Forgery & Uttering	0	1	6.4	6.4	0	0		0.0
	Fraud - Fraud through mails	1	1	6.4	6.4	0	0		0.0
	Fraud -Money/property/ security <= \$5,000	4	7	6.4	44.8	2	5	6.4	32.0



Calls For Service (CFS) Billing Summary Report

Elliot Lake February - 2023

Billing Categories <i>(Billing categories below do not match traditional crime groupings)</i>		2023				2022			
		February	Year to Date	Time Standard	Year To Date Weighted Hours	February	Year to Date	Time Standard	Year To Date Weighted Hours
Property Crime Violations	Fraud - Other	0	5	6.4	32.0	3	5	6.4	32.0
	Identity Theft	0	1	6.4	6.4	0	0		0.0
	Mischief - master code	4	7	6.4	44.8	7	9	6.4	57.6
	Interfere with lawful use, enjoyment of property	0	0		0.0	1	2	6.4	12.8
	Property Damage	0	1	6.4	6.4	0	0		0.0
	Total	17	42	6.4	268.8	17	38	6.4	243.2
Other Criminal Code Violations (Excluding traffic)	Prostitution - Communicate public place/view	0	0		0.0	0	1	7.5	7.5
	Offensive Weapons- Possession of Weapons	2	2	7.5	15.0	0	0		0.0
	Bail Violations - Fail To Comply	5	11	7.5	82.5	2	11	7.5	82.5
	Disturb the Peace	1	2	7.5	15.0	0	1	7.5	7.5
	Child Pornography - Possess child pornography	0	2	7.5	15.0	0	0		0.0
	Trespass at Night	0	0		0.0	1	1	7.5	7.5
	Breach of Probation	1	3	7.5	22.5	0	0		0.0
	Public mischief - mislead peace officer	0	0		0.0	1	1	7.5	7.5
	False Fire Alarm (C.C. Charge)	0	0		0.0	0	1	7.5	7.5
	Attempts, Conspiracies, Accessories	1	1	7.5	7.5	0	0		0.0
	Total	10	21	7.5	157.5	4	16	7.5	120.0
Drug Possession	Possession Other Controlled Drugs and Substance Act	0	0		0.0	0	1	7.1	7.1
	Drug related occurrence	1	3	7.1	21.3	3	4	7.1	28.4
	Total	1	3	7.1	21.3	3	5	7.1	35.5
Drugs	Trafficking - Methamphetamine (Crystal Meth)	0	0		0.0	1	1	68.0	68.0
	Total	0	0		0.0	1	1	68.0	68.0
Statutes & Acts	Landlord/Tenant	3	7	3.4	23.8	4	11	3.4	37.4
	Mental Health Act	12	20	3.4	68.0	0	6	3.4	20.4
	Mental Health Act - No contact with Police	2	3	3.4	10.2	0	0		0.0
	Mental Health Act - Attempt Suicide	2	2	3.4	6.8	2	3	3.4	10.2
	Mental Health Act - Threat of Suicide	1	1	3.4	3.4	3	7	3.4	23.8



Calls For Service (CFS) Billing Summary Report

Elliot Lake February - 2023

Billing Categories (Billing categories below do not match traditional crime groupings)		2023				2022			
		February	Year to Date	Time Standard	Year To Date Weighted Hours	February	Year to Date	Time Standard	Year To Date Weighted Hours
Statutes & Acts	Mental Health Act - Voluntary Transport	0	0		0.0	1	2	3.4	6.8
	Mental Health Act - Placed on Form	1	2	3.4	6.8	2	4	3.4	13.6
	Mental Health Act - Apprehension	4	6	3.4	20.4	0	1	3.4	3.4
	Custody Dispute	0	1	3.4	3.4	0	0		0.0
	Trespass To Property Act	0	7	3.4	23.8	4	6	3.4	20.4
	Total	25	49	3.4	166.6	16	40	3.4	136.0
Operational	Animal -Master code	0	0		0.0	1	1	3.8	3.8
	Animal Stray	0	0		0.0	1	1	3.8	3.8
	Animal - Other	1	1	3.8	3.8	0	0		0.0
	Animal - Dog Owners Liability Act	0	1	3.8	3.8	0	0		0.0
	Domestic Disturbance	24	40	3.8	152.0	19	36	3.8	136.8
	Suspicious Person	17	33	3.8	125.4	8	14	3.8	53.2
	Phone -Nuisance - No Charges Laid	0	1	3.8	3.8	0	1	3.8	3.8
	Phone -Threatening - No Charges Laid	0	0		0.0	0	1	3.8	3.8
	Insecure Condition - Master code	1	2	3.8	7.6	0	0		0.0
	Missing Person 12 & older	1	1	3.8	3.8	0	0		0.0
	Missing Person Located 12 & older	1	1	3.8	3.8	1	3	3.8	11.4
	Noise Complaint - Master code	7	16	3.8	60.8	9	21	3.8	79.8
	Noise Complaint - Residence	0	0		0.0	1	3	3.8	11.4
	Noise Complaint - Animal	0	0		0.0	1	7	3.8	26.6
	Found Property -Master code	1	4	3.8	15.2	1	3	3.8	11.4
	Found-Household Property	0	0		0.0	1	1	3.8	3.8
	Found-Others	1	1	3.8	3.8	0	0		0.0
	Lost Property -Master code	1	5	3.8	19.0	1	2	3.8	7.6
	Lost-Personal Accessories	1	2	3.8	7.6	1	2	3.8	7.6
	Lost-Others	0	0		0.0	0	1	3.8	3.8
	Sudden Death -master code	0	1	3.8	3.8	0	0		0.0



Calls For Service (CFS) Billing Summary Report

Elliot Lake February - 2023

Billing Categories (Billing categories below do not match traditional crime groupings)		2023				2022			
		February	Year to Date	Time Standard	Year To Date Weighted Hours	February	Year to Date	Time Standard	Year To Date Weighted Hours
Operational	Sudden Death - Accidental	0	0		0.0	1	1	3.8	3.8
	Sudden Death - Natural Causes	3	8	3.8	30.4	3	5	3.8	19.0
	Sudden Death - Others	3	4	3.8	15.2	0	0		0.0
	Suspicious Vehicle	2	6	3.8	22.8	2	4	3.8	15.2
	Trouble with Youth	7	10	3.8	38.0	4	4	3.8	15.2
	Medical Assistance - Other	0	0		0.0	0	1	3.8	3.8
	Vehicle Recovered - Automobile	1	1	3.8	3.8	0	0		0.0
	Unwanted Persons	7	19	3.8	72.2	3	5	3.8	19.0
	Neighbour Dispute	7	28	3.8	106.4	11	14	3.8	53.2
	Noise By-Law	0	0		0.0	1	1	3.8	3.8
	Other Municipal By-Laws	0	1	3.8	3.8	0	0		0.0
	Assist Fire Department	1	1	3.8	3.8	0	0		0.0
	Assist Public	19	42	3.8	159.6	15	28	3.8	106.4
	Distressed/Overdue Motorist	0	0		0.0	0	1	3.8	3.8
	Family Dispute	13	20	3.8	76.0	11	17	3.8	64.6
	Total	119	249	3.8	946.2	96	178	3.8	676.4
Operational2	False Holdup Alarm-Accidental Trip	3	6	1.4	8.4	3	7	1.4	9.8
	False Alarm -Others	7	18	1.4	25.2	20	36	1.4	50.4
	Keep the Peace	4	10	1.4	14.0	9	13	1.4	18.2
	911 call / 911 hang up	2	3	1.4	4.2	3	3	1.4	4.2
	911 call - Dropped Cell	9	12	1.4	16.8	5	12	1.4	16.8
	Total	25	49	1.4	68.6	40	71	1.4	99.4
Traffic	MVC - Personal Injury (MOTOR VEHICLE COLLISION)	0	0		0.0	0	2	3.7	7.4
	MVC - Prop. Dam. Non Reportable	3	7	3.7	25.9	3	6	3.7	22.2
	MVC - Prop. Dam. Reportable (MOTOR VEHICLE COLLISION)	4	9	3.7	33.3	7	15	3.7	55.5
	MVC - Prop. Dam. Failed to Remain (MOTOR VEHICLE COLLISION)	0	2	3.7	7.4	1	1	3.7	3.7
	MVC - Others (MOTOR VEHICLE COLLISION)	0	0		0.0	0	1	3.7	3.7
	Total	7	18	3.7	66.6	11	25	3.7	92.5
Total		228	467		2,264.4	210	415		2,118.8



Calls For Service (CFS) Billing Summary Report

Elliot Lake
February - 2023

Note to Detachment Commanders:

- The content of each report is to be shared by the Detachment Commander only with the municipality for which it was generated. The municipality may treat this as a public document and distribute it as they wish.
- All data is sourced from the Niche RMS application. Included are 'reported' occurrences (actuals and unfounded occurrences) for 'billable' occurrences ONLY. Data is refreshed on a weekly basis.
- The Traffic category includes motor vehicle collision (MVC) occurrences entered into Niche (UCR code 8521). MVCs are NOT sourced from the eCRS application for this report.
- Only the primary violation is counted within an occurrence.
- Time standards displayed are for the 2023 billing period.

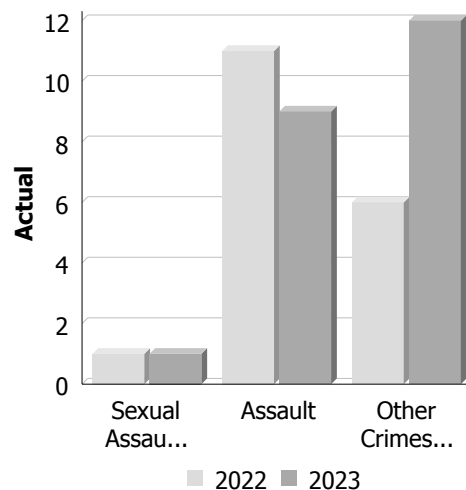
Note to Municipalities:

- Data contained within this report is dynamic in nature and numbers will change over time as the Ontario Provincial Police continues to investigate and solve crime.
- This report is NOT to be used for crime trend analysis as not all occurrences are included.
- Data groupings within this report do not match traditional crime groupings seen in other public reports such as the OPP Police Services Board reports or Statistics Canada reporting.

Police Services Board Report for Elliot Lake
Records Management System
February - 2023

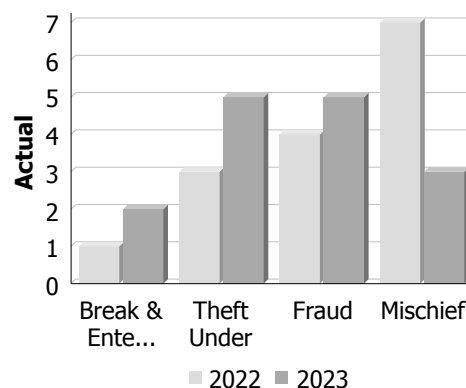
Violent Crime

Actual	February			Year to Date - February		
	2022	2023	% Change	2022	2023	% Change
Murder	0	0	--	0	0	--
Other Offences Causing Death	0	0	--	0	0	--
Attempted Murder	0	0	--	0	0	--
Sexual Assault	1	1	0.0%	3	2	-33.3%
Assault	11	9	-18.2%	21	12	-42.9%
Abduction	0	0	--	0	1	--
Robbery	0	0	--	2	0	-100.0%
Other Crimes Against a Person	6	12	100.0%	10	17	70.0%
Total	18	22	22.2%	36	32	-11.1%



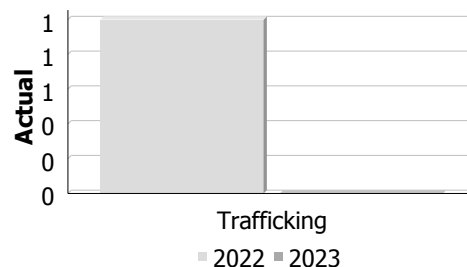
Property Crime

Actual	February			Year to Date - February		
	2022	2023	% Change	2022	2023	% Change
Arson	0	0	--	0	0	--
Break & Enter	1	2	100.0%	2	3	50.0%
Theft Over	0	0	--	0	1	--
Theft Under	3	5	66.7%	10	10	0.0%
Have Stolen Goods	0	0	--	0	0	--
Fraud	4	5	25.0%	12	18	50.0%
Mischief	7	3	-57.1%	10	5	-50.0%
Total	15	15	0.0%	34	37	8.8%



Drug Crime

Actual	February			Year to Date - February		
	2022	2023	% Change	2022	2023	% Change
Possession	0	0	--	1	0	-100.0%
Trafficking	1	0	-100.0%	1	0	-100.0%
Importation and Production	0	0	--	0	0	--
Total	1	0	-100.0%	2	0	-100.0%



Detachment: 4B - EAST ALGOMA (Blind River)
Location code(s): 4B20 - EAST ALGOMA (Elliot Lake)
Area code(s): 4005 - Elliot Lake
Data source date: 2023/03/11

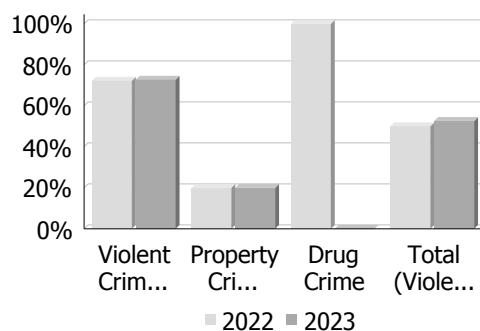
Report Generated by:
Bowles, Natalie

Report Generated on:
15-Mar-23 8:00:51 AM
PP-CSC-Operational Planning-4300

Police Services Board Report for Elliot Lake
Records Management System
February - 2023

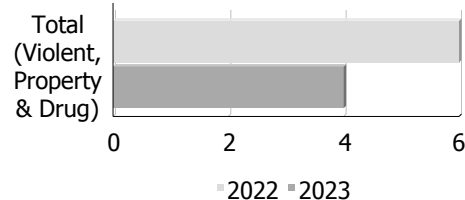
Clearance Rate

Clearance Rate	February			Year to Date - February		
	2022	2023	Difference	2022	2023	Difference
Violent Crime	72.2%	72.7%	0.5%	77.8%	65.6%	-12.2%
Property Crime	20.0%	20.0%	0.0%	23.5%	16.2%	-7.3%
Drug Crime	100.0%	--	--	50.0%	--	--
Total (Violent, Property & Drug)	50.0%	52.6%	2.6%	52.0%	40.0%	-12.0%



Unfounded

Unfounded	February			Year to Date - February		
	2022	2023	% Change	2022	2023	% Change
Total (Violent, Property & Drug)	6	4	-33.3%	9	9	0.0%



Data contained within this report is dynamic in nature and numbers will change over time as the Ontario Provincial Police continue to investigate and solve crime.

Data Utilized

- Major Crimes
- Niche RMS All Offence Level Business Intelligence Cube

Detachment: 4B - EAST ALGOMA (Blind River)

Location code(s): 4B20 - EAST ALGOMA (Elliot Lake)

Area code(s): 4005 - Elliot Lake

Data source date:

2023/03/11

Report Generated by:

Bowles, Natalie

Report Generated on:

15-Mar-23 8:00:51 AM

PP-CSC-Operational Planning-4300