



## Calls For Service (CFS) Billing Summary Report

**Elliot Lake  
June - 2022**

Billing Categories <i>(Billing categories below do not match traditional crime groupings)</i>		2022				2021			
		June	Year to Date	Time Standard	Year To Date Weighted Hours	June	Year to Date	Time Standard	Year To Date Weighted Hours
Violent Criminal Code	Attempted Murder	0	0		0.0	0	1	16.1	16.1
	Sexual Assault With a Weapon	0	0		0.0	0	1	16.1	16.1
	Sexual Assault	0	7	16.1	112.7	2	11	16.1	177.1
	Sexual Interference	1	3	16.1	48.3	1	4	16.1	64.4
	Invitation to Sexual Touching	0	3	16.1	48.3	0	0		0.0
	Corrupting morals of a child	0	1	16.1	16.1	0	0		0.0
	Assault With Weapon or Causing Bodily Harm-Level 2	3	15	16.1	241.5	2	9	16.1	144.9
	Assault-Level 1	1	34	16.1	547.4	8	27	16.1	434.7
	Assault Peace Officer	0	1	16.1	16.1	0	1	16.1	16.1
	Other Assaults / Admin Noxious thing	0	0		0.0	0	1	16.1	16.1
	Forcible confinement	0	0		0.0	0	1	16.1	16.1
	Robbery -Master code	0	0		0.0	0	1	16.1	16.1
	Robbery, With Threat of Violence	0	1	16.1	16.1	0	3	16.1	48.3
	Robbery - Other	0	1	16.1	16.1	0	0		0.0
	Extortion	0	1	16.1	16.1	0	1	16.1	16.1
	Criminal Harassment	2	20	16.1	322.0	3	21	16.1	338.1
	Criminal Harassment - Offender Unknown	0	0		0.0	0	1	16.1	16.1
	Indecent/Harassing Communications	1	2	16.1	32.2	1	4	16.1	64.4
	Utter Threats -Master code	2	5	16.1	80.5	2	5	16.1	80.5
	Utter Threats to Person	3	20	16.1	322.0	2	17	16.1	273.7
	<b>Total</b>	<b>13</b>	<b>114</b>	<b>16.1</b>	<b>1,835.4</b>	<b>21</b>	<b>109</b>	<b>16.1</b>	<b>1,754.9</b>
Property Crime Violations	Arson - Building	0	1	6.5	6.5	0	0		0.0
	Break & Enter	5	17	6.5	110.5	1	16	6.5	104.0
	Unlawful in a dwelling house	0	1	6.5	6.5	1	1	6.5	6.5
	Theft Over -master code	0	1	6.5	6.5	0	2	6.5	13.0
	Theft of - Mail	0	1	6.5	6.5	0	1	6.5	6.5
	Theft of Motor Vehicle	0	0		0.0	0	3	6.5	19.5
	Theft of - Automobile	1	1	6.5	6.5	1	4	6.5	26.0
	Theft of - Snow Vehicles	0	2	6.5	13.0	0	0		0.0
	Theft Under -master code	2	6	6.5	39.0	0	3	6.5	19.5
	Theft under - Bicycles	0	3	6.5	19.5	1	1	6.5	6.5
	Theft under - Building	0	1	6.5	6.5	0	0		0.0
	Theft under - Persons	0	0		0.0	0	3	6.5	19.5
	Theft under - Other Theft	2	19	6.5	123.5	4	27	6.5	175.5



## Calls For Service (CFS) Billing Summary Report

**Elliot Lake  
June - 2022**

Billing Categories <i>(Billing categories below do not match traditional crime groupings)</i>		2022				2021			
		June	Year to Date	Time Standard	Year To Date Weighted Hours	June	Year to Date	Time Standard	Year To Date Weighted Hours
Property Crime Violations	Theft Under - Gasoline Drive-off	0	2	6.5	13.0	0	4	6.5	26.0
	Theft Under - Mine Equipment/Property	0	0		0.0	1	1	6.5	6.5
	Theft FROM Motor Vehicle Under \$5,000	2	6	6.5	39.0	2	3	6.5	19.5
	Theft Under \$5,000 [SHOPLIFTING]	1	5	6.5	32.5	2	9	6.5	58.5
	Possession of Stolen Goods over \$5,000	0	0		0.0	0	1	6.5	6.5
	Fraud -Master code	1	8	6.5	52.0	2	3	6.5	19.5
	Fraud - Steal/Forge/Poss./Use Credit Card	0	3	6.5	19.5	2	6	6.5	39.0
	Fraud - False Pretence <= \$5,000	0	1	6.5	6.5	0	2	6.5	13.0
	Fraud - Forgery & Uttering	0	0		0.0	1	1	6.5	6.5
	Fraud - Fraud through mails	0	0		0.0	1	3	6.5	19.5
	Fraud -Money/property/ security > \$5,000	1	3	6.5	19.5	0	0		0.0
	Fraud -Money/property/ security <= \$5,000	4	12	6.5	78.0	1	7	6.5	45.5
	Fraud - Transportation	0	0		0.0	0	3	6.5	19.5
	Fraud - Other	2	13	6.5	84.5	4	19	6.5	123.5
	Personation with Intent (fraud)	1	1	6.5	6.5	0	3	6.5	19.5
	Identity Theft	0	0		0.0	0	1	6.5	6.5
	Identity Fraud	0	0		0.0	0	1	6.5	6.5
	Mischief - master code	6	28	6.5	182.0	11	32	6.5	208.0
	Mischief [Graffiti - Non Gang Related]	0	0		0.0	1	2	6.5	13.0
	Mischief with Data	0	1	6.5	6.5	0	0		0.0
	Interfere with lawful use, enjoyment of property	0	5	6.5	32.5	1	6	6.5	39.0
	Property Damage	1	2	6.5	13.0	1	5	6.5	32.5
	<b>Total</b>	<b>29</b>	<b>143</b>	<b>6.5</b>	<b>929.5</b>	<b>38</b>	<b>173</b>	<b>6.5</b>	<b>1,124.5</b>
Other Criminal Code Violations (Excluding traffic)	Prostitution - Communicate public place/view	0	1	7.7	7.7	0	0		0.0
	Offensive Weapons-Explosives	0	1	7.7	7.7	1	1	7.7	7.7
	Possess Firearm while prohibited	0	0		0.0	1	1	7.7	7.7
	Offensive Weapons-Possession of Weapons	1	3	7.7	23.1	0	0		0.0
	Offensive Weapons-Prohibited	0	0		0.0	1	1	7.7	7.7



## Calls For Service (CFS) Billing Summary Report

### Elliot Lake June - 2022

Billing Categories (Billing categories below do not match traditional crime groupings)		2022				2021			
		June	Year to Date	Time Standard	Year To Date Weighted Hours	June	Year to Date	Time Standard	Year To Date Weighted Hours
Other Criminal Code Violations (Excluding traffic)	Offensive Weapons-Restricted	1	1	7.7	7.7	0	0		0.0
	Bail Violations -Master code	0	0		0.0	0	1	7.7	7.7
	Bail Violations - Fail To Comply	5	30	7.7	231.0	5	21	7.7	161.7
	Bail Violations - Fail To Appear	4	14	7.7	107.8	3	21	7.7	161.7
	Bail Violations - Appearance Notice	0	5	7.7	38.5	0	11	7.7	84.7
	Bail Violations - Disobey Summons	0	0		0.0	0	1	7.7	7.7
	Possession Of Counterfeit Money	0	0		0.0	0	1	7.7	7.7
	Uttering Counterfeit Money	0	0		0.0	0	1	7.7	7.7
	Disturb the Peace	2	7	7.7	53.9	1	7	7.7	53.9
	Indecent acts -Other	1	3	7.7	23.1	0	1	7.7	7.7
	Child Pornography -Possess child pornography	0	1	7.7	7.7	0	0		0.0
	Child Pornography -Other	0	1	7.7	7.7	0	0		0.0
	Child Pornography - Making or distributing	0	0		0.0	0	1	7.7	7.7
	Obstruct Public Peace Officer	0	1	7.7	7.7	0	2	7.7	15.4
	Trespass at Night	0	4	7.7	30.8	1	8	7.7	61.6
	Fail to Attend Court	2	21	7.7	161.7	6	28	7.7	215.6
	Breach of Probation	2	9	7.7	69.3	2	6	7.7	46.2
	Utter Threats to Property / Animals	0	0		0.0	2	3	7.7	23.1
	Offensive Weapons-Careless use of firearms	0	0		0.0	0	1	7.7	7.7
	Obstruct Justice/Fabricate Evidence	0	0		0.0	1	1	7.7	7.7
	Perjury	0	1	7.7	7.7	0	0		0.0
	Public mischief - mislead peace officer	0	1	7.7	7.7	0	2	7.7	15.4
	Utter Threats to injure animal	0	1	7.7	7.7	0	0		0.0
	Animals - Cruelty	0	0		0.0	1	1	7.7	7.7
	Animals - Others	0	0		0.0	0	1	7.7	7.7
	False Fire Alarm (C.C. Charge)	0	1	7.7	7.7	0	0		0.0
	Proceeds of Crime - Laundering	0	0		0.0	0	1	7.7	7.7
	<b>Total</b>	<b>18</b>	<b>106</b>	<b>7.7</b>	<b>816.2</b>	<b>25</b>	<b>123</b>	<b>7.7</b>	<b>947.1</b>
Drug Possession	Possession Cocaine	1	1	7.0	7.0	0	0		0.0



## Calls For Service (CFS) Billing Summary Report

### Elliot Lake June - 2022

Billing Categories <i>(Billing categories below do not match traditional crime groupings)</i>		2022				2021			
		June	Year to Date	Time Standard	Year To Date Weighted Hours	June	Year to Date	Time Standard	Year To Date Weighted Hours
Drug Possession	Possession Other Controlled Drugs and Substance Act	0	1	7.0	7.0	0	2	7.0	14.0
	Possession - Methamphetamine (Crystal Meth)	0	1	7.0	7.0	1	2	7.0	14.0
	DRUG Operation - Master Code	0	0		0.0	1	1	7.0	7.0
	Drug related occurrence	2	14	7.0	98.0	2	16	7.0	112.0
	<b>Total</b>	<b>3</b>	<b>17</b>	<b>7.0</b>	<b>119.0</b>	<b>4</b>	<b>21</b>	<b>7.0</b>	<b>147.0</b>
Drugs	Trafficking Cocaine	1	1	55.1	55.1	0	0		0.0
	Trafficking - Methamphetamine (Crystal Meth)	0	1	55.1	55.1	0	0		0.0
	Trafficking ð Opioid (other than heroin)	0	0		0.0	0	1	55.1	55.1
	DRUG Operation - Residential Grow [Indoor]	0	0		0.0	0	1	55.1	55.1
	<b>Total</b>	<b>1</b>	<b>2</b>	<b>55.1</b>	<b>110.2</b>	<b>0</b>	<b>2</b>	<b>55.1</b>	<b>110.2</b>
Statutes & Acts	Landlord/Tenant	2	27	3.4	91.8	2	21	3.4	71.4
	Mental Health Act	4	35	3.4	119.0	6	51	3.4	173.4
	Mental Health Act - No contact with Police	0	2	3.4	6.8	0	4	3.4	13.6
	Mental Health Act - Attempt Suicide	1	8	3.4	27.2	2	5	3.4	17.0
	Mental Health Act - Threat of Suicide	1	12	3.4	40.8	2	14	3.4	47.6
	Mental Health Act - Voluntary Transport	0	6	3.4	20.4	1	5	3.4	17.0
	Mental Health Act - Placed on Form	3	8	3.4	27.2	1	9	3.4	30.6
	Mental Health Act - Apprehension	2	7	3.4	23.8	1	9	3.4	30.6
	Trespass To Property Act	4	21	3.4	71.4	6	21	3.4	71.4
	<b>Total</b>	<b>17</b>	<b>126</b>	<b>3.4</b>	<b>428.4</b>	<b>21</b>	<b>139</b>	<b>3.4</b>	<b>472.6</b>
Operational	Animal -Master code	0	1	3.7	3.7	2	3	3.7	11.1
	Animal - Bear Complaint	1	3	3.7	11.1	6	6	3.7	22.2
	Animal Bite	1	4	3.7	14.8	2	4	3.7	14.8
	Animal Stray	6	11	3.7	40.7	5	10	3.7	37.0
	Animal Injured	1	1	3.7	3.7	1	5	3.7	18.5
	Animal - Other	1	5	3.7	18.5	2	4	3.7	14.8
	Animal - Dog Owners Liability Act	0	1	3.7	3.7	1	3	3.7	11.1
	Domestic Disturbance	22	133	3.7	492.1	8	65	3.7	240.5
	Suspicious Person	14	67	3.7	247.9	16	79	3.7	292.3
	Phone -Master code	0	0		0.0	0	1	3.7	3.7



## Calls For Service (CFS) Billing Summary Report

### Elliot Lake June - 2022

Billing Categories <i>(Billing categories below do not match traditional crime groupings)</i>		2022				2021			
		June	Year to Date	Time Standard	Year To Date Weighted Hours	June	Year to Date	Time Standard	Year To Date Weighted Hours
Operational	Phone -Nuisance - No Charges Laid	0	1	3.7	3.7	0	2	3.7	7.4
	Phone -Threatening - No Charges Laid	0	1	3.7	3.7	0	0		0.0
	Phone -Other - No Charges Laid	0	1	3.7	3.7	0	1	3.7	3.7
	False Fire Alarm - Building	0	1	3.7	3.7	0	0		0.0
	Fire - Building	0	1	3.7	3.7	1	4	3.7	14.8
	Fire - Vehicle	0	0		0.0	0	1	3.7	3.7
	Insecure Condition -Master code	1	1	3.7	3.7	1	3	3.7	11.1
	Missing Person 12 & older	2	5	3.7	18.5	0	5	3.7	18.5
	Missing Person Located 12 & older	1	11	3.7	40.7	1	11	3.7	40.7
	Noise Complaint -Master code	14	71	3.7	262.7	14	93	3.7	344.1
	Noise Complaint - Residence	1	7	3.7	25.9	1	8	3.7	29.6
	Noise Complaint - Animal	1	11	3.7	40.7	4	7	3.7	25.9
	Noise Complaint - Others	0	1	3.7	3.7	1	5	3.7	18.5
	Found Property -Master code	2	16	3.7	59.2	5	20	3.7	74.0
	Found-Personal Accessories	0	0		0.0	1	3	3.7	11.1
	Found-Household Property	2	5	3.7	18.5	0	3	3.7	11.1
	Found-Bicycles	0	1	3.7	3.7	0	0		0.0
	Found-Others	0	0		0.0	0	2	3.7	7.4
	Lost Property -Master code	1	6	3.7	22.2	1	11	3.7	40.7
	Lost License Plate	0	0		0.0	1	1	3.7	3.7
	Lost Disabled Parking Permit	0	1	3.7	3.7	0	0		0.0
	Lost-Personal Accessories	1	6	3.7	22.2	0	2	3.7	7.4
	Lost-Household Property	0	0		0.0	0	1	3.7	3.7
	Lost-Radio,TV,Sound-Reprod. Equip.	0	0		0.0	0	1	3.7	3.7
	Lost-Others	0	1	3.7	3.7	0	1	3.7	3.7
	Sudden Death - Accidental	0	1	3.7	3.7	0	1	3.7	3.7
	Sudden Death - Suicide	0	2	3.7	7.4	0	1	3.7	3.7
	Sudden Death - Natural Causes	2	20	3.7	74.0	2	13	3.7	48.1
	Sudden Death - Others	1	1	3.7	3.7	1	2	3.7	7.4
	Sudden Death - Apparent Overdose-Overdose	0	0		0.0	1	2	3.7	7.4
	Suspicious Vehicle	5	18	3.7	66.6	3	16	3.7	59.2



## Calls For Service (CFS) Billing Summary Report

### Elliot Lake June - 2022

Billing Categories (Billing categories below do not match traditional crime groupings)		2022				2021			
		June	Year to Date	Time Standard	Year To Date Weighted Hours	June	Year to Date	Time Standard	Year To Date Weighted Hours
Operational	Trouble with Youth	3	17	3.7	62.9	4	19	3.7	70.3
	Medical Assistance -Other	0	1	3.7	3.7	1	1	3.7	3.7
	Vehicle Recovered - Automobile	0	0		0.0	0	1	3.7	3.7
	Vehicle Recovered - Snow Vehicles	0	1	3.7	3.7	0	0		0.0
	Unwanted Persons	4	22	3.7	81.4	9	33	3.7	122.1
	Neighbour Dispute	17	76	3.7	281.2	23	66	3.7	244.2
	By-Law -Master code	0	1	3.7	3.7	0	0		0.0
	Noise By-Law	0	2	3.7	7.4	0	2	3.7	7.4
	Dogs By-Law	0	0		0.0	1	1	3.7	3.7
	Firearms (Discharge) By-Law	0	0		0.0	1	1	3.7	3.7
	Keys Left In Vehicle By-Law	0	1	3.7	3.7	0	0		0.0
	Fireworks By-Law	0	1	3.7	3.7	0	0		0.0
	Overdose/Suspected Overdose - Opioid Related	1	2	3.7	7.4	0	3	3.7	11.1
	Assist Fire Department	0	0		0.0	1	2	3.7	7.4
	Assist Public	13	92	3.7	340.4	8	39	3.7	144.3
	Distressed/Overdue Motorist	1	3	3.7	11.1	1	1	3.7	3.7
	Compassionate Message	0	0		0.0	0	1	3.7	3.7
	Family Dispute	5	49	3.7	181.3	13	57	3.7	210.9
	Protest - Demonstration	0	1	3.7	3.7	0	0		0.0
	<b>Total</b>	<b>124</b>	<b>685</b>	<b>3.7</b>	<b>2,534.5</b>	<b>143</b>	<b>627</b>	<b>3.7</b>	<b>2,319.9</b>
Operational2	False Alarm-Accidental Trip	0	0		0.0	0	3	1.3	3.9
	False Alarm-Malfunction	0	0		0.0	0	1	1.3	1.3
	False Holdup Alarm-Accidental Trip	2	18	1.3	23.4	7	40	1.3	52.0
	False Alarm -Others	9	82	1.3	106.6	11	56	1.3	72.8
	False Alarm -Cancelled	0	1	1.3	1.3	0	3	1.3	3.9
	Keep the Peace	13	46	1.3	59.8	13	48	1.3	62.4
	911 call / 911 hang up	0	13	1.3	16.9	2	30	1.3	39.0
	911 call - Dropped Cell	3	27	1.3	35.1	4	28	1.3	36.4
	<b>Total</b>	<b>27</b>	<b>187</b>	<b>1.3</b>	<b>243.1</b>	<b>37</b>	<b>209</b>	<b>1.3</b>	<b>271.7</b>
Traffic	MVC - Personal Injury (MOTOR VEHICLE COLLISION)	0	5	3.5	17.5	2	4	3.5	14.0
	MVC - Prop. Dam. Non Reportable	4	17	3.5	59.5	4	19	3.5	66.5
	MVC - Prop. Dam. Reportable (MOTOR VEHICLE COLLISION)	3	35	3.5	122.5	1	22	3.5	77.0



## Calls For Service (CFS) Billing Summary Report

### Elliot Lake June - 2022

Billing Categories (Billing categories below do not match traditional crime groupings)		2022				2021			
		June	Year to Date	Time Standard	Year To Date Weighted Hours	June	Year to Date	Time Standard	Year To Date Weighted Hours
Traffic	MVC - Prop. Dam. Failed to Remain (MOTOR VEHICLE COLLISION)	0	3	3.5	10.5	1	5	3.5	17.5
	MVC - Fatal (MOTOR VEHICLE COLLISION)	0	1	3.5	3.5	0	0		0.0
	MVC - Others (MOTOR VEHICLE COLLISION)	0	1	3.5	3.5	0	0		0.0
	<b>Total</b>	<b>7</b>	<b>62</b>	<b>3.5</b>	<b>217.0</b>	<b>8</b>	<b>50</b>	<b>3.5</b>	<b>175.0</b>
<b>Total</b>		<b>239</b>	<b>1,442</b>		<b>7,233.3</b>	<b>297</b>	<b>1,453</b>		<b>7,322.9</b>

#### Note to Detachment Commanders:

- The content of each report is to be shared by the Detachment Commander only with the municipality for which it was generated. The municipality may treat this as a public document and distribute it as they wish.
- All data is sourced from the Niche RMS application. Included are 'reported' occurrences (actuals and unfounded occurrences) for 'billable' occurrences ONLY. Data is refreshed on a weekly basis.
- The Traffic category includes motor vehicle collision (MVC) occurrences entered into Niche (UCR code 8521). MVCs are NOT sourced from the eCRS application for this report.
- Only the primary violation is counted within an occurrence.
- Time standards displayed are for the 2021 billing period.

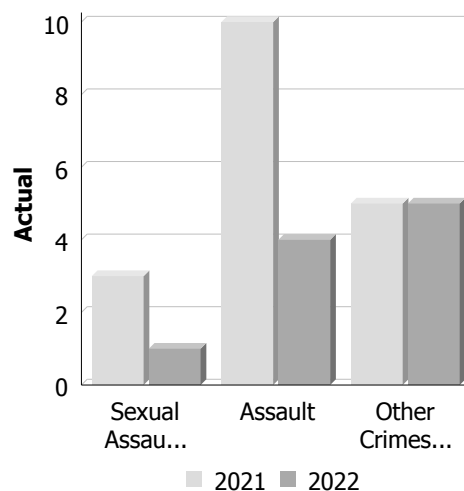
#### Note to Municipalities:

- Data contained within this report is dynamic in nature and numbers will change over time as the Ontario Provincial Police continues to investigate and solve crime.
- This report is NOT to be used for crime trend analysis as not all occurrences are included.
- Data groupings within this report do not match traditional crime groupings seen in other public reports such as the OPP Police Services Board reports or Statistics Canada reporting.

**Police Services Board Report for Elliot Lake**  
**Records Management System**  
**June - 2022**

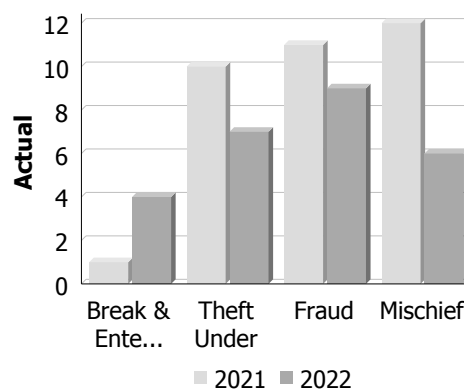
**Violent Crime**

Actual	June			Year to Date - June		
	2021	2022	% Change	2021	2022	% Change
Murder	0	0	--	0	0	--
Other Offences Causing Death	0	0	--	0	0	--
Attempted Murder	0	0	--	1	0	-100.0%
Sexual Assault	3	1	-66.7%	16	14	-12.5%
Assault	10	4	-60.0%	36	50	38.9%
Abduction	0	0	--	1	0	-100.0%
Robbery	0	0	--	4	2	-50.0%
Other Crimes Against a Person	5	5	0.0%	36	33	-8.3%
<b>Total</b>	<b>18</b>	<b>10</b>	<b>-44.4%</b>	<b>94</b>	<b>99</b>	<b>5.3%</b>



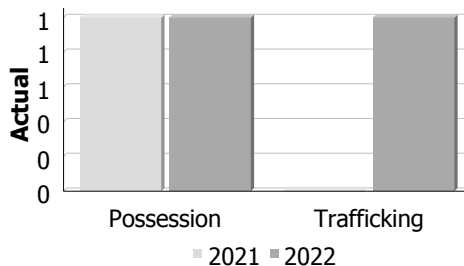
**Property Crime**

Actual	June			Year to Date - June		
	2021	2022	% Change	2021	2022	% Change
Arson	0	0	--	0	1	--
Break & Enter	1	4	300.0%	8	14	75.0%
Theft Over	0	0	--	7	4	-42.9%
Theft Under	10	7	-30.0%	45	42	-6.7%
Have Stolen Goods	0	0	--	1	0	-100.0%
Fraud	11	9	-18.2%	46	37	-19.6%
Mischief	12	6	-50.0%	35	31	-11.4%
<b>Total</b>	<b>34</b>	<b>26</b>	<b>-23.5%</b>	<b>142</b>	<b>129</b>	<b>-9.2%</b>



**Drug Crime**

Actual	June			Year to Date - June		
	2021	2022	% Change	2021	2022	% Change
Possession	1	1	0.0%	3	3	0.0%
Trafficking	0	1	--	0	2	--
Importation and Production	0	0	--	0	0	--
<b>Total</b>	<b>1</b>	<b>2</b>	<b>100.0%</b>	<b>3</b>	<b>5</b>	<b>66.7%</b>



**Clearance Rate**

**Detachment:** 4B - EAST ALGOMA (Blind River)  
**Location code(s):** 4B20 - EAST ALGOMA (Elliot Lake)  
**Area code(s):** 4005 - Elliot Lake

**Data source date:**  
2022/07/09

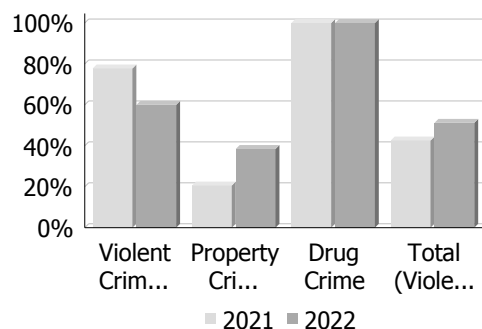
**Report Generated by:**  
Bowles, Natalie

**Report Generated on:**  
15-Jul-22 9:02:47 AM  
PP-CSC-Operational Planning-4300



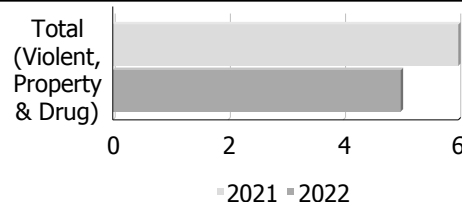
**Police Services Board Report for Elliot Lake**  
**Records Management System**  
**June - 2022**

Clearance Rate	June			Year to Date - June		
	2021	2022	Difference	2021	2022	Difference
Violent Crime	77.8%	60.0%	-17.8%	61.7%	71.7%	10.0%
Property Crime	20.6%	38.5%	17.9%	27.5%	27.1%	-0.3%
Drug Crime	100.0%	100.0%	0.0%	100.0%	80.0%	-20.0%
<b>Total (Violent, Property &amp; Drug)</b>	<b>42.6%</b>	<b>51.2%</b>	<b>8.6%</b>	<b>42.6%</b>	<b>48.3%</b>	<b>5.8%</b>



### Unfounded

Unfounded	June			Year to Date - June		
	2021	2022	% Change	2021	2022	% Change
Total (Violent, Property & Drug)	6	5	-16.7%	42	28	-33.3%



Data contained within this report is dynamic in nature and numbers will change over time as the Ontario Provincial Police continue to investigate and solve crime.

#### Data Utilized

- Major Crimes
- Niche RMS All Offence Level Business Intelligence Cube

**Detachment:** 4B - EAST ALGOMA (Blind River)  
**Location code(s):** 4B20 - EAST ALGOMA (Elliot Lake)  
**Area code(s):** 4005 - Elliot Lake

**Data source date:**  
2022/07/09

**Report Generated by:**  
Bowles, Natalie

**Report Generated on:**  
15-Jul-22 9:02:47 AM  
PP-CSC-Operational Planning-4300